



WALL - CEILING - RECESSED - DIRECT - DIRECT/INDIRECT

# Flex

## FS4 Series



Installation photos top and page 2, Stantec Architecture

FLEX FS4 lighting series is a compact linear 4" x 4" [102 x 102 mm] square series with a flexible array of controls, distributions, mountings and lamping options. FS4F direct/indirect is 4" x 4.9" [102 x 125 mm].

The FLEX series is fully prewired and offers T8-T5-T5HO lamping with 3 lamps (FS4F) and 2 lamps (FS4-P-R-C-W) series.

### Construction and Finish

All FLEX FS4 housings are precision manufactured of die formed, post painted 20-gauge steel up to 8 feet long.

The end of each fixture run is completed with a metal end cap that is secured without exposed fasteners (non recessed).

A white textured polyester powder coated paint finish with 91% reflectance is the standard finish. Optional custom colors are available. Consult factory for custom finishes.

### Mounting

#### PENDANT

Steel aircraft cable yoke complete with a Quick-Grip field adjustable suspension system provides for quick and easy onsite alignment.

### Control Options

- Dropped Solid cross blade baffle (SBR)
- Solid cross blade baffle (SB)
- Perforated cross blade baffle (PB)
- Semi specular parabolic louver (SSL)

Opal overlay available for all above controls. (O)

- Micro linear lens (ML)

- Opal lens (OL)

- Asymmetric reflector- single lamp only- open bottom (A).

### Electrical

Fixtures are pre-wired for quick connection of individual sections and continuous runs. Specify integral, slim size, electronic ballast at 120, 277 and 347 volts. For multiple circuits, dimming, battery pack and emergency circuit applications, please consult Metalumen.

### Lamping Configurations

All continuous runs are back to back lamping.

Lamping T8-T5-T5HO

FS4F

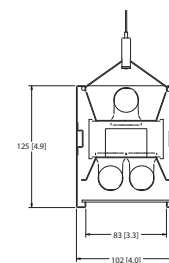
3 lamps

FS4-P-R-C-W

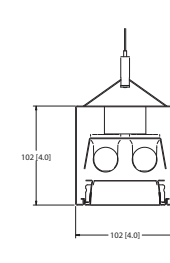
2 lamps

Asymmetric-single lamp only open bottom

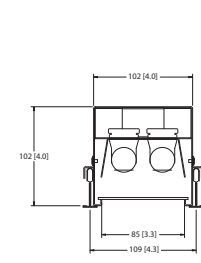
All fixtures UL and CSA listed.



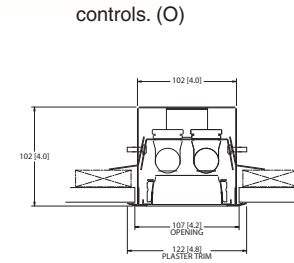
FS4F Pendant Direct/indirect



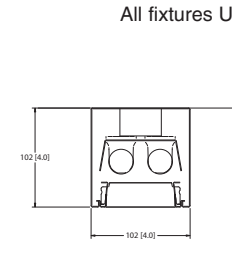
FS4P Pendant Direct



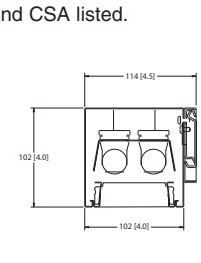
FS4R Recessed T-Bar



FS4R Recessed Plaster



FS4C Ceiling Mount



FS4W Wall Mount Direct or indirect

Please refer to black and white ordering guides for detailed product information.

For IES files with additional lamping and control options go to [www.metalumen.com/ies](http://www.metalumen.com/ies)

All dimensions are nominal and subject to tolerances. We reserve the right to make changes that will not alter installed appearance, function, or performance. These designs remain the property of Metalumen. We reserve the exclusive right to reproduce them and to manufacture the items illustrated herein. Some combinations may not be available, consult factory. METALUMEN™ is a registered trademark of Metalumen Manufacturing Inc.



570 Southgate Drive, Guelph, Ontario N1G 4P6  
 Mailing Address: P.O. Box 1779, Guelph, Ontario N1H 6Z9  
 T: 800-621-6785 T: 519-822-4381 F: 519-822-4589

[www.metalumen.com](http://www.metalumen.com)

R2-04-11



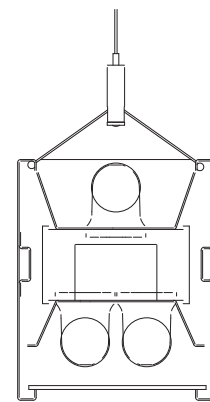




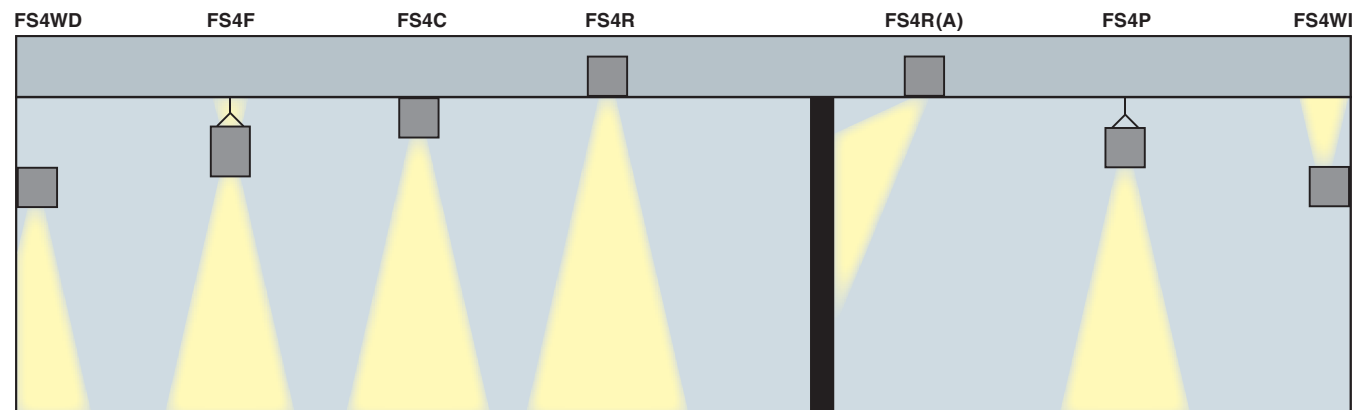
FLEX FS4 lighting series is a compact linear 4" x 4" [102 x 102 mm] square series with a flexible array of controls, distributions, mountings and lamping options. FS4F direct/indirect is 4" x 4.9" [102 x 125 mm].

FLEX FS4 distribution applications include direct, direct/indirect or asymmetric reflectors with a choice of seven lighting controls (three for FS4F). Offered in recessed, ceiling, wall and pendant mounting options.

The FLEX series is fully prewired and offers T8-T5-T5HO lamping with 3 lamps (FS4F) and 2 lamps (FS4-P-R-C-W) series.



FS4F Direct/indirect



### Control Options

FLEX FS4 offers a selection of control options to complement any architectural decor. Please refer to the black and white order guides for complete control option details for each series.

- Dropped solid cross blade baffle (SBR)
- Solid cross blade baffle (SB)
- Perforated cross blade baffle (PB)
- Semi specular parabolic louver (SSL)
- Opal overlay available with above controls (O)
- Micro linear lens (ML)
- Opal lens (OL)
- Asymmetric reflector (A)



SBR



SB



PB



SSL



ML



OL

### Fixture Options

#### Pendant



Direct FS4P (SB)



Direct/indirect FS4F (SBR)

The pendant luminaires feature two distinct models offering direct/indirect distribution.

1-FS4F- (4" x 4.9" high -102 x 125 mm) with ML, OL and SBR controls

2-FS4P-R-C-W- (4" x 4" high -102 x 102 mm) direct. All down control options available.

Standard mounting is via steel aircraft cable yoke assembly.

#### Recessed



Plaster FS4R (OL)



T-Bar FS4R (SSL)

FLEX FS4 can be recessed mounted in both plaster/sheet rock with continuous flange and exposed lay in T-Bar grid applications. Please refer to the order guides for continuous run dimensions.

#### Ceiling/Wall



FS4C (SSL)



FS4WD (SB)

Matching ceiling and wall brackets complete the product offering and accept the same control options. The FS4W wall mount is available as direct or indirect.