
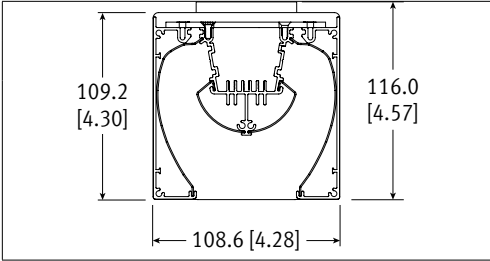


Mega M4S

LED . Surface (Ceiling) . Direct



CAT #:
PREP BY:
DATE:
PROJECT:
TYPE:
NOTES:



ORDERING LOGIC

Sample part number: M4S-2L35K-4-NN-W-L31-S-1-NR-C

M4S			Optics				1	S		N		
Series/Model	Color Temp	Length	Up	Down	Finish	LL/Driver	Circuitry	Mounting	Voltage	Control	Drive Loc.	End Cap

Color Temp	Optics Up	Light Levels (LL) /Driver	Circuitry	Voltage	Driver Location										
2L30K = 3000K	N = None	Fixture Lumens - Direct Light level measured at 3500K. Add 3% lumen output for 4000K or subtract 2% lumen output for 3000K.	1 = 1 Circuit	1 = 120 V	N = None (mounted integral)										
2L35K = 3500K	Optics Down		Mounting	2 = 277 V	R = Remote Driver Box										
2L40K = 4000K	N = None	<table border="1"> <tr> <th>0-10V Dimming (Standard)</th> <th>3500k</th> </tr> <tr> <td>L1 =</td> <td>2436</td> </tr> <tr> <td>L2 =</td> <td>3100</td> </tr> <tr> <td>L3 =</td> <td>4456</td> </tr> <tr> <td>L4 =</td> <td>8521</td> </tr> </table> Based on 4ft sections.	0-10V Dimming (Standard)	3500k	L1 =	2436	L2 =	3100	L3 =	4456	L4 =	8521	S = Surface (Ceiling)	3 = 347 V	End Cap Options
0-10V Dimming (Standard)	3500k														
L1 =	2436														
L2 =	3100														
L3 =	4456														
L4 =	8521														
Length	Finish			4 = UNV (120 - 277 V)	C = Closed (Standard)										
2 = 2 ft	B = Black			Control	O = Open										
4 = 4 ft	SA = Satin Aluminum			N = None	X = Custom (Consult Factory)										
8 = 8 ft	W = White														
R = Continuous Rows (Consult factory)	C = Custom Finish Specify RAL#:														

SPECIFICATIONS

Due to the Continuous Improvement Policy at Metalumen, we reserve the right to change our specifications without notice.

Housing: Rigid 3-piece extruded aluminum body with 22-gauge steel top cover plate.
End Caps: Steel powder coated, closed (standard) or semi-open end. Consult factory for custom end caps.
Optical System: Mid-flux LED technology transmits to internal smooth, high performance reflectors. Open luminaire, no lens design.

CRI: 83+ (3500K) (80 minimum for all CCT)
Lumen Maintenance: At an ambient operating temperature of 25°C, our LED system output remains useful at L85 ≥ 60 000hrs.
Finish: Black, satin aluminum, or white powder coated paint finish. For custom finish, contact factory.
Mounting: Surface mounting plate provided.
Drivers: Metalumen offers dimming drivers

as a standard on our entire LED product offering at 0-10V. Dimming range is down to 1%. Power factor @ full load is > 90% with a Class 2 rating.
Controls: Not available.
Lutron Driver Options: Consult factory for Lutron LED driver options:
LHE H-Series Hi-lume 1% EcoSystem
LA2 A-Series Hi-lume 1% 2-wire

L5E 5-Series EcoSystem
Approvals: Certified to NRTL safety and IES Recommendation testing standards. All components are UL/CSA/QPS recognized or listed, RoHS, LM79, LM80 and LM82 compliant.
Environment: Suitable for dry locations.

WARRANTY

Metalumen will warrant defective luminaires for 5 years from date of purchase. Warranty is valid if luminaire is installed and used according to specification. If defective, Metalumen will send replacement boards or drivers at no cost along with detailed replacement instructions and instructions on how to return defective components to Metalumen.

LUMINAIRE WATTAGE AND OUTPUT SPECIFICATION

Light Level	Wattage	Lumens Delivered	Efficacy (LPW)
L1	27.78	2436	87.7
L2	35.42	3100	87.5
L3	48.62	4456	91.6
L4	97.24	8521	87.6

APPROVALS Signature _____

Date _____

FILE NAME: M4S_LED_S_SPEC_SHEET_20190612

570 Southgate Drive, Guelph, Ontario N1G 4P6
 Mailing Address: P.O. Box 1779 Guelph, Ontario, N1H 6Z9

1.800.621.6785 | T 519.822.4381 | F 519.822.4589
www.metalumen.com

Metalumen

PHOTOMETRIC DATA - 3500K

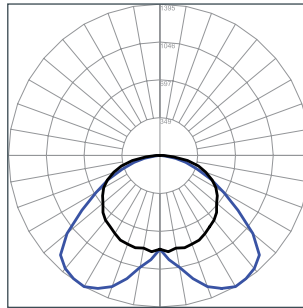
L3 File Name: M4S-2L35K-4-NN-L3
 Luminaire Lumens: 4456
 Total Watts: 48
 Efficacy: 91.6 lms/W
 Optics Up: None
 Optics Down: None

COEFFICIENTS OF UTILIZATION

Zonal Cavity Method
 Effective Floor Cavity Reflectance = .20

RC	80				70				50			
	70	50	30	10	70	50	30	10	50	30	10	
RCR												
0	119	119	119	119	116	116	116	116	111	111	111	
1	108	103	98	94	105	100	96	92	96	92	89	
2	97	88	81	75	94	86	80	74	83	77	72	
3	88	77	68	61	85	75	67	60	72	65	59	
4	80	67	58	51	77	66	57	50	63	55	49	
5	73	59	50	43	71	58	49	43	56	48	42	
6	67	53	43	37	65	52	43	36	50	42	36	
7	62	48	38	32	60	47	38	32	45	37	31	
8	57	43	34	28	56	42	34	28	41	33	28	
9	53	39	31	25	52	39	30	25	37	30	25	
10	50	36	28	22	48	35	27	22	34	27	22	

PHOTOMETRIC CURVE



CANDLE DISTRIBUTION

Vertical Angle	Horizontal Angle				
	0	22.5	45	67.5	90
0	861.09	861.09	861.09	861.09	861.09
5	888.37	935.69	933.44	976.76	964.07
10	863.88	920.78	1002.59	1048.29	1045.73
15	879.4	946.87	1052.51	1140.32	1174.61
20	868.54	973.25	1139.57	1259.27	1283.6
25	860.31	1005.23	1196.17	1316.11	1349.22
30	830.85	998.01	1246.4	1349.76	1394.51
35	799.31	1017.54	1249.86	1346.61	1384.64
40	777.62	1026.33	1252.78	1330.82	1356.17
45	742.23	1004.97	1209.77	1286.43	1297.29
50	683.07	970.46	1158.7	1170.69	1118.28
55	646.12	919.2	1058.22	942.62	878.18
60	595.99	858.63	883.07	723.18	680.3
65	533.54	766.15	666.54	544	522.14
70	450.06	622.34	471.3	394.08	368.71
75	367.5	452.16	316.71	262.79	245.44
80	258.2	264.86	186.68	155.53	146.63
85	126.55	120.2	79.42	61.1	53.68
90	33.29	37.66	21.57	8.45	2.6

LUMINANCE DATA (CD/M²)

Vertical Angle	Horizontal Angle		
	0	45	90
45	6583	6614	6290
55	6812	6009	4323
65	7204	4065	2693
75	7203	2157	1373
85	4788	634	339