
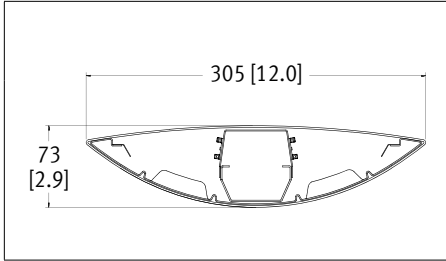


Horizon II 05K

LED . Pendant



CAT #:
PREP BY:
DATE:
PROJECT:
TYPE:
NOTES:



ORDERING LOGIC

Optics																				
05K	Color Temp	Length	Up	Down	Finish	LL / Driver	Circuitry	Mounting	Voltage	IC										
Model	Optics Up			Light Level / Driver		Circuitry		Voltage												
2L30K = 3000K	_ = Open Top (leave space empty)			Fixture Lumens *Light level measured at 3500K. Add 3% lumen output for 4000K or subtract 2% lumen output for 3000K.		1 = 1 Circuit		1 = 120 V												
2L35K = 3500K	C = Clear Dust Cover					EM = Emergency/Night Light		2 = 277 V												
2L40K = 4000K	Optics Down			<table border="1"> <tr> <td>0-10V Dimming (Standard)</td> <td>3500k</td> </tr> <tr> <td>L1</td> <td>= 3079</td> </tr> <tr> <td>L2</td> <td>= 3924</td> </tr> <tr> <td>L3</td> <td>= 5621</td> </tr> <tr> <td>L4</td> <td>= 10775</td> </tr> </table> Based on 4ft sections.		0-10V Dimming (Standard)	3500k	L1	= 3079	L2	= 3924	L3	= 5621	L4	= 10775	B = Battery		3 = 347 V		
0-10V Dimming (Standard)	3500k																			
L1	= 3079																			
L2	= 3924																			
L3	= 5621																			
L4	= 10775																			
Length	PBO = Perforated Cross Blade Baffle w/ Opal Overlay			<table border="1"> <tr> <td>0-10V Dimming (Standard)</td> <td>3500k</td> </tr> <tr> <td>L1</td> <td>= 3079</td> </tr> <tr> <td>L2</td> <td>= 3924</td> </tr> <tr> <td>L3</td> <td>= 5621</td> </tr> <tr> <td>L4</td> <td>= 10775</td> </tr> </table> Based on 4ft sections.		0-10V Dimming (Standard)	3500k	L1	= 3079	L2	= 3924	L3	= 5621	L4	= 10775	Mounting		4 = UNV (120-277 V)		
0-10V Dimming (Standard)	3500k																			
L1	= 3079																			
L2	= 3924																			
L3	= 5621																			
L4	= 10775																			
4 = 4 ft	Finish			PA = Pendant Aircraft Cable		Integrated Controls (IC)														
8 = 8 ft	W = White			PT = Pendant Aircraft Cable for T-Bar		_ = None (leave space empty)														
12 = 12 ft	C = Custom Finish Specify RAL#:			SS = Solid Stem		D = Daylight Sensor														
R = Continuous Rows (See p.3)				Select HANGER LENGTH and HANGER FINISH on p2		O = Occupancy Sensor														
						DO = Daylight/Occupancy Sensor														

SPECIFICATIONS

Due to the Continuous Improvement Policy at Metalumen, we reserve the right to change our specifications without notice.

Housing: Low profile, elliptically shaped indirect/direct luminaire measuring 73mm [2.9"] high by 304mm [12.0"] wide. The structural integrity of the luminaire is provided by a formed aluminum 18 gauge, one piece, perforated aluminum screen with integral perforated twin baffles, 16 gauge steel internal support brackets and ballast cover and die cast end caps. The fixture's formed baffle channel, in conjunction with the die cast end caps, offers strength for sections as long as a nominal 3660mm [12'-0"] with only two (2) hanger assemblies. As a result, straight alignment for continuous row installations can be maintained with a minimal amount of supports. Metalumen's

integrated tongue and groove electrical/mechanical interlock ensure straight runs for continuous run applications providing for a cost-effective installation. No disassembly of the product is required during installation.

Optical System: Computer modeled, formed painted steel materials are utilized to provide wide, horizontal indirect distribution. It provides approximately 24% downlight component through the twin, perforated baffles.

CRI: 83 (3500K) (80 minimum)

Lumen Maintenance: At an ambient operating temperature of 25°C the LED lifetime expectancy ≥ 50 000hrs at L70.

Finish: White, baked, powder coated polyester finish. Gloss 85%. Consult factory for custom colors/finishes.

Weight: 1.9 kg/300mm [4.1 lb/ft]

Mounting: Solid stem 13mm (1/2") OD or steel aircraft cable complete with a Quick-Grip field adjustable suspension system provides for quick and easy on site alignment (contact factory for custom lengths).

Drivers: Metalumen offers dimming drivers as a standard on our entire LED product offering at 0-10V. Dimming is 10%-100% range Power factor is > 90% with a Class 2 rating.

Controls: Refer to Ordering Logic chart above.

Lutron Driver Options: Consult factory for Lutron LED driver options:

LHE H-Series Hi-lume 1% EcoSystem

LAE A-Series Hi-lume 1% EcoSystem

LA2 A-Series Hi-lume 1% 2-wire

L5E 5-Series EcoSystem

Approvals: Certified to NRTL and IES testing standards. DLC Listed (check QPL for exact listing). All components are UL Recognized or Listed. LM79/LM80 compliant.

Environment: Suitable for dry locations.

WARRANTY

Metalumen will warrant defective luminaires for 5 years from date of purchase. Warranty is valid if luminaire is installed and used according to specification. If defective, Metalumen will send replacement boards or drivers at no cost along with detailed replacement instructions and instructions on how to return defective components to Metalumen.

LUMINAIRE WATTAGE AND OUTPUT SPECIFICATION

Light Level	Wattage		Lumens Delivered		Efficacy (LPW)	
	05K	05B	05K	05B	05K	05B
L1	27	27	3079	3230	113	118
L2	35	35	3924	4119	113	118
L3	48	48	5621	5898	118	123
L4	96	96	10775	11304	113	118

FILE NAME: 05K_LED_SPEC_SHEET_20190215

APPROVALS: Signature _____ Date _____

570 Southgate Drive, Guelph, Ontario N1G 4P6
Mailing Address: P.O. Box 1779 Guelph, Ontario, N1H 6Z9

1.800.621.6785 | T 519.822.4381 | F 519.822.4589
www.metalumen.com

Metalumen

FEATURES



COMMERCIAL // Commercial Lighting - With over 30 years of successful architectural lighting, providing unique concept and installation solutions has become second nature. Metalumen's Start to End Development Process results in unique performance, design and architectural requirements from concept through implementation. Metalumen's Lighting Solutions have been

applied to customer projects requiring: high profile architectural installations; improved energy efficiency; retrofit installations; unique installations. Metalumen can provide top-quality innovative fixtures when and where they are needed and, at the same time, allow the customer to determine their level of involvement in Metalumen's Start to End Development Process.



EDULUMEN // Educational Lighting Edulumen is a collection of premium luminaires that maximize both the functionality and performance of any educational facility. Based on maximum efficiency, integration of controls and exceptional design, Edulumen will earn high marks for meeting your requirements. Students challenge themselves throughout the day to achieve, and Metalumen is

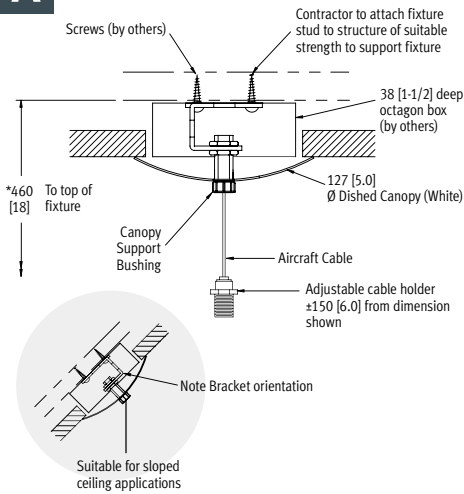
dedicated to this by creating sustainable environments that foster enhanced educational experiences.



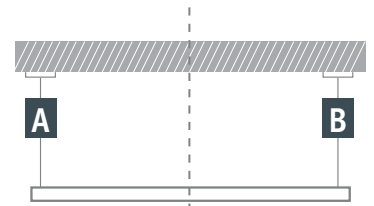
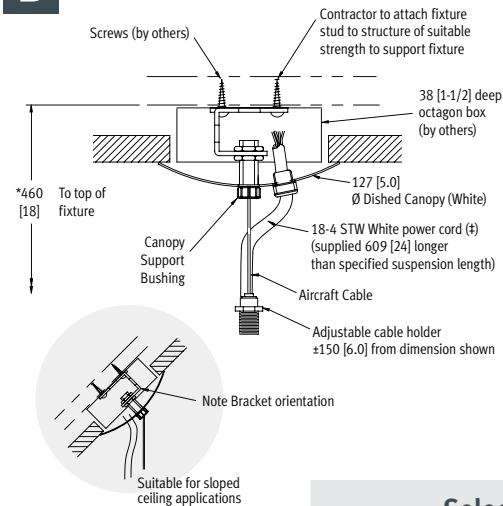
M E T A LED boards with a raw efficacy of over 120lm/W, proprietary to Metalumen. A slim LED platform for any of your LED linear application.

HANGAR INFORMATION

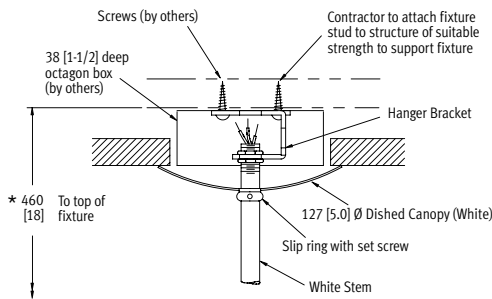
A Aircraft Cable



B Aircraft Cable & Cord



Solid Stem



Select Hanger Length below:

SOLID STEM 1/2" OD STANDARD

Standard supplied length is 18" (460mm). Hangers will be supplied at closest length. All other lengths are considered custom unless otherwise stated.

	IMPERIAL (in)	METRIC (mm)
<input type="checkbox"/>	12	305
<input type="checkbox"/>	15	380
<input type="checkbox"/>	18	460
<input type="checkbox"/>	21	533
<input type="checkbox"/>	24	610
<input type="checkbox"/>	27	685
<input type="checkbox"/>	30	760
<input type="checkbox"/>	33	840
<input type="checkbox"/>	36	915
<input type="checkbox"/>	39	990
<input type="checkbox"/>	42	1067
<input type="checkbox"/>	45	1145
<input type="checkbox"/>	48	1220

Custom length:

AIRCRAFT CABLE

Total adjustment range is 6" up & down for each standard length. All other lengths are considered custom unless otherwise stated.

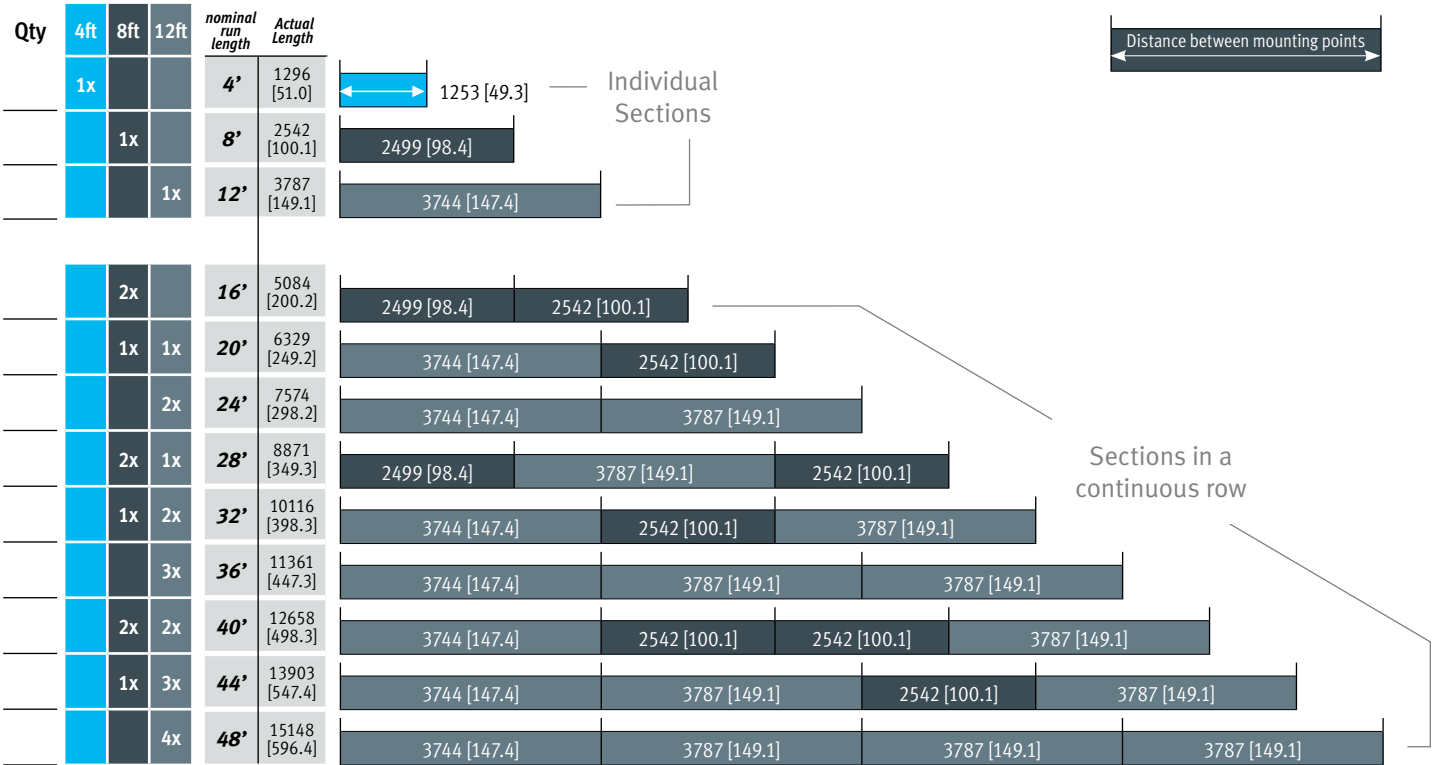
	IMPERIAL (in)	METRIC (mm)
<input type="checkbox"/>	12	305
<input type="checkbox"/>	18	460
<input type="checkbox"/>	24	610
<input type="checkbox"/>	30	760
<input type="checkbox"/>	36	915
<input type="checkbox"/>	42	1067
<input type="checkbox"/>	48	1220
<input type="checkbox"/>	54	1372
<input type="checkbox"/>	60	1525
<input type="checkbox"/>	72	1830
<input type="checkbox"/>	96	2440
<input type="checkbox"/>	120	3050
<input type="checkbox"/>	144	3660

Custom length:

HANGER FINISH

- White Paint (Standard)
 Custom Specify RAL#:

MOUNTING - ROW CONFIGURATION



PHOTOMETRIC DATA - 3500k

L3

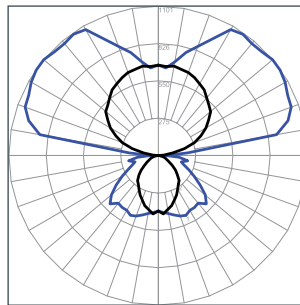
File Name: O5K-2L35K-4-SB0-L3
Luminaire Lumens: 5621
Total Watts: 47.7
Efficacy: 118 lms/W
Optics Up: Open Top
Optics Down: Perforated Cross Blade Baffle with Opal Overlay

COEFFICIENTS OF UTILIZATION

Zonal Cavity Method
 Effective Floor Cavity Reflectance = .20

RC	80				70				50			
	70	50	30	10	70	50	30	10	50	30	10	
RCR	101	101	101	101	90	90	90	90	69	69	69	
0	92	87	83	80	81	78	74	71	59	57	55	
2	83	76	70	65	74	68	63	58	52	48	46	
3	76	67	59	54	67	59	53	48	46	41	38	
4	69	59	51	45	61	52	46	41	40	36	32	
5	63	52	44	38	56	46	40	35	36	31	28	
6	58	46	39	33	51	42	35	30	32	27	24	
7	54	42	34	29	47	37	31	26	29	24	21	
8	50	38	30	25	44	34	27	23	26	22	18	
9	46	34	27	22	41	31	24	20	24	19	16	
10	43	31	24	20	38	28	22	18	22	17	14	

PHOTOMETRIC CURVE



LUMINANCE DATA (CD/M²)

Vertical Angle	Horizontal Angle		
	0	45	90
45	812	1095	1960
55	631	1194	1764
65	497	872	1560
75	405	617	1539
85	290	689	2691

CANDLE DISTRIBUTION

Vertical Angle	Horizontal Angle				
	0	22.5	45	67.5	90
0	416.29	416.29	416.29	416.29	416.29
5	414.4	424.71	415.15	424.63	423.97
10	400.76	403.65	409.02	432.3	431.2
15	378.81	372.85	401.39	436.83	459.31
20	342.05	359.61	393.53	443.9	461.55
25	324.65	336.95	376.22	441.22	471.61
30	295.43	301.01	363.47	441.52	483.69
35	264.79	279.42	333.65	419.63	460.98
40	234.55	252.86	309.39	400.54	460.31
45	194.25	214.83	275.53	413.67	498.96
50	164.43	185.66	260.79	395.83	449.33
55	123.26	151.42	250.54	325.61	376.14
60	93.37	122.62	199	252.33	305.72
65	72.28	94.1	140.95	200.99	258
70	55.14	63.5	99.2	153.53	202.6
75	37.04	40.81	67	123.83	173.21
80	24.08	24.5	54.29	153.34	210.74
85	10.02	13.47	35.97	115.09	151.41
90	5.92	12.6	25.94	43.93	54.76
95	38.96	168.57	280.44	250.59	205
100	106.36	281.82	587.82	810.77	887.18
105	198.89	370	674.97	101.17	980.64
110	284.17	465.87	731.69	966.59	1036.9
115	351.56	553.74	783.5	992.13	1066.63
120	403.91	624.67	836.28	1014.27	1085.75
125	453.32	676.6	871.43	1045.2	1103.28
130	501.18	702.37	922.48	1044.7	1101.36
135	536.51	713.31	946.02	1035.43	1076.39
140	561.38	691.45	965.37	1054.27	1073.82
145	594.75	696.39	906.89	1068	1086.81
150	604.03	685.28	845.84	1019.64	1059.64
155	639.99	669.75	796.94	901.12	947.07
160	651.2	666.58	748.77	833.28	858.29
165	663.16	655.76	699.69	766.02	772.62
170	669.27	668.93	650.23	686.63	705.04
175	669.43	668.67	682.63	662.34	660.12
180	674.82	674.82	674.82	674.82	674.82