
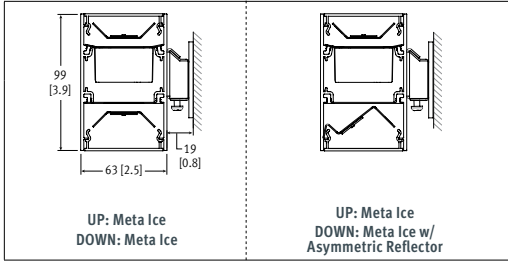


Rail 2 RM2DI (Formerly Rail)

LED . Wall



CAT #:
PREP BY:
DATE:
PROJECT:
TYPE:
NOTES:



ORDERING LOGIC

Example Part Number: RM2DI-2L35K-8-MMA-SA-L3UD-W-1-D-90

RM2DI	Color Temp	Length	Optics	Finish	LL/Driver	Circuitry	Mounting	Voltage	Controls	Options
	Color Temp		Optics		Light Level (LL) / Driver			Circuitry		Controls
	2L30K = 3000K		MBMD = Up: Meta Blanc Down: Drop Lens		Performance at 3500K 0-10V Dimming (Standard)			1 = 1 Circuit		- = None (leave space empty)
	2L35K = 3500K		MM = Up: Meta Ice Down: Meta Ice		Optics	Light Level	Lumens Delivered	Wattage	UD = Up / Down Switching	D = Daylight Sensor
	2L40K = 4000K		MMA = Up: Meta Ice Down: Meta Ice w/ Asym Reflector		MM	L1	3409	27.6	EM = Emergency/Night Light	O = Occupancy Sensor
	2LTUN = 2-White Tunable (2700 - 6500K)		Meta Blanc: Opal Diffuse Lens Meta Ice: High Output Semi-Diffuse			L2	4203	35.2	B = Battery Pack	DO = Daylight/Occupancy Sensor
	Length		Finish			L3	5616	48.3		
	2 = 2 ft	8 = 8 ft	SA = Satin Aluminum			L4	10339	96.6	Mounting	Options
	3 = 3 ft	9 = 9 ft	W = White						W = Wall	90 = 90 CRI
	4 = 4 ft	10 = 10 ft	C = Custom Finish Specify RAL#:						Voltage	- = None (leave space empty)
	5 = 5 ft	11 = 11 ft							1 = 120 V	
	6 = 6 ft	12 = 12 ft							2 = 277 V	
	7 = 7 ft								3 = 347 V	
	R = Continuous Rows (Consult factory)								4 = UNV (120-277V)	
	C = Custom Length (Consult factory)								For other voltage, consult factory	
	_ = None (leave space empty)									

SPECIFICATIONS

Due to the Continuous Improvement Policy at Metalumen, we reserve the right to change our specifications without notice.

Housing: Rigid extruded aluminum body, 2.3mm [0.09"] nominal wall thickness. Steel formed end caps.

Optical System: Optical System MetaLED mid flux LED technology transmits to an internal high performance-side kicking reflector that then passes through our Meta Ice acrylic diffuser for smooth distribution, creating a continuum of smooth consistent light.

CRI: 83+ for 3500K, 80 minimum for all CCTs in standard configurations.

Lumen Maintenance: At an ambient operating temperature of 35°C the LED lifetime expectancy ≥ 60 000hrs at L70.

Finish: Satin aluminum and white are standard finishes. For custom finish, contact factory.

Weight: 0.95 kg/300mm [2.1 lb/ft]

Mounting: Steel aircraft cable complete with a Quick-Grip field adjustable suspension system provides for quick and easy on-site alignment.

Electrical: Factory prewired with easy wire

quick connect sections.

Drivers: Metalumen offers dimming drivers as a standard on our entire LED product offering at 0-10V. Dimming range is 10%-100%. Power factor is >90%. Class 2 rating.

Controls: Refer to Ordering Logic chart above.

Lutron Driver Options: Consult factory for Lutron LED driver options:

LHE H-Series Hi-lume 1% EcoSystem
LAE A-Series Hi-lume 1% EcoSystem

LA2 A-Series Hi-lume 1% 2-wire

L5E 5-Series EcoSystem

Approvals: Certified to NRTL and IES testing standards. RoHS compliant. This product is cULus listed.

Environment: Suitable for dry or damp locations.

APPROVALS Signature _____

Date _____

FILE NAME: RM2DI_LED_W_SPEC_SHEET_20190220

570 Southgate Drive, Guelph, Ontario N1G 4P6
Mailing Address: P.O. Box 1779 Guelph, Ontario, N1H 6Z9


1.800.621.6785 | T 519.822.4381 | F 519.822.4589
www.metalumen.com

Metalumen

WARRANTY

Metalumen will warrant defective luminaires for 5 years from date of purchase. Warranty is valid if luminaire is installed and used according to specification. If defective, Metalumen will send replacement boards or drivers at no cost along with detailed replacement instructions and instructions on how to return defective components to Metalumen.

FEATURES

 **COMMERCIAL // Commercial Lighting** - With over 30 years of successful architectural lighting, providing unique concept and installation solutions has become second nature. Metalumen's Start to End Development Process results in unique performance, design and architectural requirements from

concept through implementation. Metalumen's Lighting Solutions have been applied to customer projects requiring: high profile architectural installations; improved energy efficiency; retrofit installations; unique installations. Metalumen can provide top-quality innovative fixtures when and where they are needed and, at

the same time, allow the customer to determine their level of involvement in Metalumen's Start to End Development Process.




MEDILUMEN // Healthcare Lighting
Every product in our broad

line of healthcare luminaires has been strategically engineered to meet modern healthcare demands while addressing patient needs and aesthetic requirements.



DAMP Suitable for dry or damp locations.

	<p>DLC Approved RM2DI Products</p>	RM2DI-2L35K-4-MM-xx-L1X-X-XX-4-X	RM2DI-2L35K-8-MM-xx-L1X-X-XX-[34]-X	<p>For more Metalumen DLC Approved Products, visit the DLC Website</p>
		RM2DI-2L40K-4-MM-xx-L2X-X-XX-[34]-X	RM2DI-2L35K-8-MM-xx-L2X-X-XX-[34]-X	
		RM2DI-2L40K-4-MM-xx-L3X-X-XX-[34]-X	RM2DI-2L35K-8-MM-xx-L3X-X-XX-[34]-X	
			RM2DI-2L40K-8-MM-xx-L1X-X-XX-[34]-X	
			RM2DI-2L40K-8-MM-xx-L2X-X-XX-[34]-X	
			RM2DI-2L40K-8-MM-xx-L3X-X-XX-[34]-X	

PHOTOMETRIC DATA - 3500K - L3

Optics Up: Meta Ice
Optics Down: Meta Ice

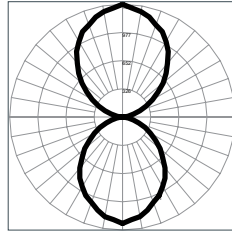
File Name: RM2DI-2L35K-4-MM-L3
Luminaire Lumens: 5616
Total Watts: 48.3
Efficacy: 116 lms/W

COEFFICIENTS OF UTILIZATION

Zonal Cavity Method | Effective Floor Cavity Reflectance = .20

RC	80			70			50			
	RW	70	50	30	10	70	50	30	10	
0	107	107	107	107	98	98	98	98	82	82
1	98	93	90	86	90	86	83	80	72	70
2	89	82	76	71	82	76	71	66	64	60
3	82	72	65	60	75	67	61	56	57	52
4	75	64	57	51	69	60	53	48	51	45
5	69	57	50	44	63	53	46	41	45	40
6	63	52	44	38	58	48	41	36	41	36
7	59	47	39	33	54	43	36	32	37	32
8	54	42	35	30	50	40	33	28	34	29
9	51	39	31	26	47	36	30	25	31	26
10	47	36	29	24	44	33	27	23	29	24

PHOTOMETRIC CURVE



LUMINANCE DATA (CD/M²)

Vertical Angle	Horizontal Angle		
	0	45	90
45	10770	5143	4055
55	9140	3541	2644
65	7341	2174	1534
75	4852	1025	719
85	2039	237	159

CANDELA DISTRIBUTION

Vertical Angle	Horizontal Angle				
	0	22.5	45	67.5	90
0	1228.74	1228.74	1228.74	1228.74	1228.74
5	1189.35	1200.31	1177.54	1165.76	1163.72
10	1167.06	1152.99	1198.18	1137.48	1181.95
15	1112.45	1115.11	1116.29	1100.15	1106.07
20	1047.45	1062.73	1054.99	1045.75	1055.26
25	1000.6	1004.59	997.03	971.02	965.65
30	928.44	917.31	910.25	885.8	883.81
35	860.35	842.07	815.45	798.4	785.36
40	767.16	749.91	727.16	703.3	680.19
45	656.74	655.31	631.41	605.2	591.08
50	569.87	552.23	529.07	495.5	486.97
55	466.15	456.44	434.06	408.81	394.53
60	373.8	364.15	341.59	315.2	309.11
65	289.77	278.42	258.06	235.19	227.25
70	199.18	199.05	181.59	164.27	160.82
75	129.79	129	113.91	102.81	102.58
80	69.74	68.89	59.67	53.71	52.24
85	26.94	25.03	23.79	20.71	21.12
90	1.18	3.72	3.35	3.74	3.65
95	22.92	20.8	20.17	18.64	18.14
100	67.07	66.58	64.69	60.54	56.12
105	133.67	131.05	124.35	116.95	116.53
110	213.67	210.3	201.19	196.84	190.43
115	302.08	299.99	286.48	276.78	277.07
120	402.81	399.64	388.51	378.46	369.67
125	501.87	503.29	489.76	481.48	470.23
130	612.01	600.97	591.68	584.27	579.34
135	715.46	704.17	692.76	687.28	689.53
140	810.46	811.31	807.05	803.24	797.59
145	925.15	905.52	897.28	895.52	892.7
150	1006.47	1006.16	997.22	978.92	988.86
155	1089.14	1090.83	1065.8	1070.18	1090.61
160	1131.88	1136.89	1136.34	1155.33	1143.95
165	1196.89	1198.87	1220.74	1186.77	1222.51
170	1237.76	1276.73	1240.7	1243.9	1249.6
175	1261.73	1269.5	1271.88	1273.38	1261.6
180	1303.07	1303.07	1303.07	1303.07	1303.07

ZONAL LUMEN SUMMARY

Zone	Lumens	%Fixt
0-20	426.06	7.60
0-30	879.96	15.60
0-40	1391.8	24.70
0-60	2263.26	40.20
0-80	2644.5	47.00
0-90	2674.82	47.50
10-90	2562.11	45.50
20-40	965.74	17.20
20-50	1450.06	25.80
40-70	1127.97	20.10
60-80	381.23	6.80
70-80	124.72	2.20
80-90	30.33	0.50
90-110	164.87	2.90
90-120	453.59	8.10
90-130	892.16	15.90
90-150	1995.42	35.50
90-180	2950.69	52.50
110-180	2785.82	49.50
0-180	5625.52	100.00

Optics Up: Meta Ice
Optics Down: Meta Ice w/ Asymmetric Reflector

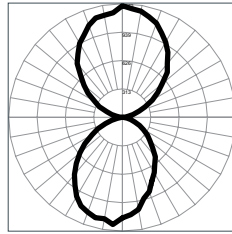
File Name: RM2DI-2L35K-4-MMA-L3
Luminaire Lumens: 5578
Total Watts: 48.3
Efficacy: 115 lms/W

COEFFICIENTS OF UTILIZATION

Zonal Cavity Method | Effective Floor Cavity Reflectance = .20

RC	80			70			50			
	RW	70	50	30	10	70	50	30	10	
0	107	107	107	107	98	98	98	98	82	82
1	98	93	90	86	90	86	83	80	72	70
2	89	82	76	71	82	75	70	66	64	60
3	81	72	65	59	75	67	60	56	56	52
4	74	64	56	50	68	59	52	47	50	45
5	68	57	49	43	63	53	46	41	45	40
6	63	51	43	38	58	48	40	35	41	35
7	58	46	38	33	54	43	36	31	37	31
8	54	42	34	29	50	39	32	28	34	28
9	50	38	31	26	46	36	29	25	31	25
10	47	35	28	23	43	33	26	22	28	23

PHOTOMETRIC CURVE



LUMINANCE DATA (CD/M²)

Vertical Angle	Horizontal Angle		
	0	45	90
45	2995	3763	8329
55	2079	2705	7058
65	1272	1780	5642
75	658	873	3804
85	166	210	1423

CANDELA DISTRIBUTION

Vertical Angle	Horizontal Angle				
	0	22.5	45	67.5	90
0	1138.31	1138.31	1138.31	1138.31	1138.31
5	1079.55	1086.06	1062.18	1087.11	1109.73
10	1017.68	1011.16	1017.24	1053.82	1089.27
15	934.14	935.02	974.7	1032.78	1048.44
20	887.28	883.99	905.47	935.87	996.77
25	794.18	818.91	838.09	880.15	956.71
30	715.79	730.06	758.33	827.13	877.5
35	644.97	649.87	695.83	758.43	822.32
40	554.6	570.03	608.9	653.03	737.38
45	487.15	493.05	528.63	582.25	656.1
50	417.3	425.95	454.5	508.41	570.53
55	339.03	344.61	371.67	409.68	465.08
60	268.34	276.43	301.44	337.39	382.22
65	201.72	211.45	231.54	255.93	287.84
70	143.9	152.83	160.31	187.1	204.88
75	98.21	97.21	103.77	114.46	131.55
80	52.74	55.36	58.13	62.39	70
85	22.51	21.57	21.87	25.09	24.34
90	3.69	4.04	3.67	3.93	5.89
95	22.86	24.5	27.38	31.18	31.98
100	67.28	69.07	75.54	79.91	80.01
105	128.46	134.26	138.84	150.06	153.49
110	201.04	205.22	222.84	235.84	238.86
115	285.43	296.02	307.96	326.62	328.67
120	371.49	391.81	403.82	419.95	428
125	463.65	480.91	507.72	533.64	532.26
130	578.88	596.94	609.99	624.49	631.36
135	685.1	681.87	712.52	734.76	724.86
140	788.96	792.76	799.36	821.21	824.75
145	894.41	891.09	901.98	919.21	892.69
150	968.26	973.27	973.69	1002.96	986.66
155	1043.87	1056.06	1040.26	1058.43	1063.57
160	1106.72	1092.06	1124.16	1126.38	1119.27
165	1136.05	1144.33	1179.08	1151.26	1149.53
170	1201.43	1177.53	1203.3	1192.02	1182.36
175	1149.1	1247.01	1214.79	1214.26	1237.13
180	1250.15	1250.15	1250.15	1250.15	1250.15

ZONAL LUMEN SUMMARY

Zone	Lumens	%Fixt
0-20	398.52	7.10
0-30	831.06	14.90
0-40	1330.57	23.80
0-60	2214.77	39.60
0-80	2612.32	46.80
0-90	2642.1	47.30
10-90	2537.21	45.40
20-40	932.05	16.70
20-50	1416.91	25.40
40-70	1152.56	20.60
60-80	397.54	7.10
70-80	129.19	2.30
80-90	29.79	0.50
90-110	185.47	3.30
90-120	488.96	8.80
90-130	935.03	16.70
90-150	2028.32	36.30
90-180	2945.12	52.70
110-180	2759.65	49.40
0-180	5587.22	100.00

PHOTOMETRIC DATA - 3500K - L3

Optics Up: Meta Blanc
Optics Down: Drop Lens

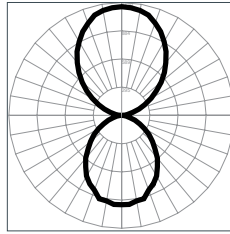
File Name: RM2DI-2L35K-4-MBMD-L3
Luminaire Lumens: 5088
Total Watts: 48.3
Efficacy: 105 lms/W

COEFFICIENTS OF UTILIZATION

Zonal Cavity Method | Effective Floor Cavity Reflectance = .20

RC	80				70				50			
	RW	70	50	30	10	70	50	30	10	50	30	10
0	106	106	106	106	97	97	97	97	81	81	81	81
1	96	92	88	84	88	84	81	78	70	68	65	65
2	88	80	74	69	80	74	68	64	61	58	54	54
3	80	71	63	57	73	65	59	53	54	50	46	46
4	73	63	55	49	67	58	51	45	48	43	39	39
5	67	56	48	42	61	51	44	39	43	38	34	34
6	62	50	42	36	57	46	39	34	39	34	29	29
7	57	45	37	32	52	42	35	30	35	30	26	26
8	53	41	33	28	49	38	31	26	32	27	23	23
9	50	37	30	25	45	35	28	24	30	24	21	21
10	46	34	27	22	42	32	26	21	27	22	19	19

PHOTOMETRIC CURVE



LUMINANCE DATA (CD/M²)

Vertical Angle	Horizontal Angle		
	0	45	90
45	7978	3639	3026
55	6725	2691	2264
65	5152	1856	1578
75	3288	1211	1056
85	1595	704	665

CANDELA DISTRIBUTION

Vertical Angle	Horizontal Angle				
	0	22.5	45	67.5	90
0	932.34	932.34	932.34	932.34	932.34
5	933.86	923.88	955.25	934.76	930.56
10	906.01	915.41	923.89	908.45	911.58
15	901.64	891.48	877.49	866.36	858.64
20	829.18	833.86	828.28	813.28	830.62
25	787.47	777.03	775.88	766.53	754.45
30	731.06	721.84	710.7	696.57	682.82
35	654.42	652.04	632.33	634.44	620.37
40	582.21	582.13	566.64	560.04	563.04
45	493.02	498.25	494.32	499.87	494.45
50	423.53	425.74	428.78	433.57	447.73
55	349.5	353.55	370.69	379.06	384.07
60	276.78	292.41	309.19	327.67	322.17
65	209.02	222.45	251.38	273.85	269.41
70	147.12	166.7	199.54	223.19	222.62
75	91.85	118.1	156.32	174.2	175.94
80	50.1	77.76	113.94	130.44	137.24
85	23.05	48.66	83.64	102.76	104.81
90	7.84	32.58	66.74	81.88	87.38
95	25.7	45.15	73.68	88.69	90.01
100	61.9	81.54	108.42	115.9	116.91
105	122.05	139.79	154.16	167.99	171.75
110	193.13	203.28	226.26	224.37	226.75
115	265.5	284.15	297.5	303.26	298.53
120	355.78	364.74	378.3	385.7	378.84
125	444.16	460.14	471.46	467.12	458.31
130	539.2	546.56	555.46	556.32	552.65
135	631.91	637.45	645.27	651.73	652.46
140	718.81	727.74	731.51	733.41	738.44
145	811.44	818.8	823.15	817.46	809.42
150	888.79	889.55	891.73	902.86	892.11
155	964.4	966.85	949.12	963.69	974.68
160	1024.86	1009.23	1011.41	1020.5	1026.63
165	1084.43	1066.07	1071.74	1070.79	1056.67
170	1113.78	1111.29	1091.9	1111.14	1111.51
175	1126.87	1145.9	1127.44	1142.52	1178.63
180	1135.54	1135.54	1135.54	1135.54	1135.54

ZONAL LUMEN SUMMARY

Zone	Lumens	%Fixt
0-20	335.44	6.60
0-30	690.64	13.60
0-40	1090.93	21.40
0-60	1805.45	35.40
0-80	2207.04	43.30
0-90	2291.72	45.00
10-90	2203.18	43.20
20-40	755.49	14.80
20-50	1140.45	22.40
40-70	960.67	18.90
60-80	401.59	7.90
70-80	155.44	3.10
80-90	84.69	1.70
90-110	242.11	4.80
90-120	532.50	10.50
90-130	946.24	18.60
90-150	1952.46	38.30
90-180	2803.64	55.00
110-180	2561.53	50.30
0-180	5095.36	100.00