
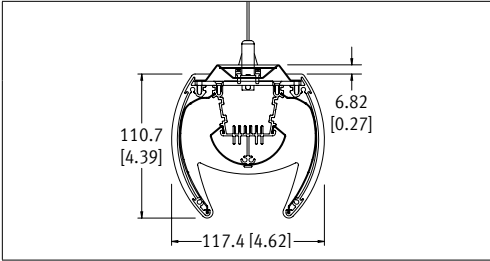


Arches A4PI

LED . Pendant . Direct/Indirect



CAT #:
PREP BY:
DATE:
PROJECT:
TYPE:
NOTES:



ORDERING LOGIC

Sample part number: A4PI-3L35K-4-CN-SA-UML3UD-PA-1-NN-O

Optics										
A4PI			C	N					N	
Series/Model	Color Temp	Length	Up	Down	Finish	LL/Driver	Circuitry	Mounting	Voltage	Control Drive Loc. End Cap

Color Temp	Optics Up	Light Levels (LL) /Driver		Circuitry	Controls																																								
3L30K = 3000K	C = Clear Dust Cover	Fixture Lumens Light level measured at 3500K. Add 3% lumen output for 4000K or subtract 2% lumen output for 3000K.		1 = 1 Circuit	N = None ¹																																								
3L35K = 3500K	Optics Down	<table border="1"> <thead> <tr> <th colspan="4">0-10V Dimming (Standard)</th> </tr> <tr> <th>Uplight Level</th> <th>Downlight Level</th> <th>Code</th> <th>Lumens</th> </tr> </thead> <tbody> <tr> <td>Low Up</td> <td rowspan="3">L1</td> <td>ULL1 = 3736</td> <td rowspan="3">4090</td> </tr> <tr> <td>Medium Up</td> <td>UML1 = 4090</td> </tr> <tr> <td>High Up</td> <td>UHL1 = 4806</td> </tr> <tr> <td>Low Up</td> <td rowspan="3">L2</td> <td>ULL2 = 4404</td> <td rowspan="3">4757</td> </tr> <tr> <td>Medium Up</td> <td>UML2 = 4757</td> </tr> <tr> <td>High Up</td> <td>UHL2 = 5477</td> </tr> <tr> <td>Low Up</td> <td rowspan="3">L3</td> <td>ULL3 = 5758</td> <td rowspan="3">6112</td> </tr> <tr> <td>Medium Up</td> <td>UML3 = 6112</td> </tr> <tr> <td>High Up</td> <td>UHL3 = 6830</td> </tr> <tr> <td>Low Up</td> <td rowspan="3">L4</td> <td>ULL4 = 9841</td> <td rowspan="3">10190</td> </tr> <tr> <td>Medium Up</td> <td>UML4 = 10190</td> </tr> <tr> <td>High Up</td> <td>UHL4 = 10913</td> </tr> </tbody> </table>		0-10V Dimming (Standard)				Uplight Level	Downlight Level	Code	Lumens	Low Up	L1	ULL1 = 3736	4090	Medium Up	UML1 = 4090	High Up	UHL1 = 4806	Low Up	L2	ULL2 = 4404	4757	Medium Up	UML2 = 4757	High Up	UHL2 = 5477	Low Up	L3	ULL3 = 5758	6112	Medium Up	UML3 = 6112	High Up	UHL3 = 6830	Low Up	L4	ULL4 = 9841	10190	Medium Up	UML4 = 10190	High Up	UHL4 = 10913	UD = Up/Down Switching	Driver Location
0-10V Dimming (Standard)																																													
Uplight Level	Downlight Level	Code	Lumens																																										
Low Up	L1	ULL1 = 3736	4090																																										
Medium Up		UML1 = 4090																																											
High Up		UHL1 = 4806																																											
Low Up	L2	ULL2 = 4404	4757																																										
Medium Up		UML2 = 4757																																											
High Up		UHL2 = 5477																																											
Low Up	L3	ULL3 = 5758	6112																																										
Medium Up		UML3 = 6112																																											
High Up		UHL3 = 6830																																											
Low Up	L4	ULL4 = 9841	10190																																										
Medium Up		UML4 = 10190																																											
High Up		UHL4 = 10913																																											
3L40K = 4000K	N = None			Mounting	N = None (mounted integral)																																								
Length	Finish			PA = Pendant Aircraft Cable	R = Remote Driver Box (Consult Factory)																																								
2 = 2 ft	B = Black			PT = Pendant Aircraft Cable for T-Bar	RC = Remote Surface Canopy (Consult Factory)																																								
4 = 4 ft	SA = Satin Aluminum			SS = Solid Stem	End Cap Options																																								
8 = 8 ft	W = White			SELECT HANGER LENGTH AND HANGER FINISH ON P.3	O = Open (Standard)																																								
R = Continuous Rows (Consult factory)	C = Custom Finish Specify RAL#:			Voltage	X = Custom (Consult Factory)																																								
	Side Decals are optional. See p.2 for Side Decal Info			1 = 120 V																																									
				2 = 277 V																																									
				3 = 347 V																																									
				4 = UNV (120 - 277 V)																																									

* Remote Mounted Driver Only. Consult Factory.

SPECIFICATIONS

Due to the Continuous Improvement Policy at Metalumen, we reserve the right to change our specifications without notice.

Housing: Rigid 3-piece extruded aluminum body with 22-gauge steel top cover plate. End Caps: Steel powder coated, semi-open (standard) or closed end. Consult factory for custom end caps.
Optical System: Mid-flux LED technology transmits to internal smooth, high performance reflectors. Open luminaire, no lens design.
CRI: 83+ (3500K) (80 minimum for all CCT)

Lumen Maintenance: At an ambient operating temperature of 25°C our LED system output remains useful at L85 ≥ 60 000hrs.
Finish: Black, satin aluminum, or white powder coated paint finish. For custom finish, contact factory. Side Decals are optional. See p.2 for Side Decal info and options.
Mounting: Steel aircraft cable complete with a Quick-Grip field adjustable suspension system provides for quick and easy on-site

alignment.
Drivers: Metalumen offers dimming drivers as a standard on our entire LED product offering at 0-10V. Dimming range is down to 1%. Power factor @ full load is >90% with a Class 2 rating. Drivers are remote with 2 White Tunable option.
Controls: Not available.
Lutron Driver Options: Consult factory for Lutron LED driver options:

- LHE H-Series Hi-lume 1% EcoSystem
 - LA2 A-Series Hi-lume 1% 2-wire
 - LSE 5-Series EcoSystem
- Approvals:** Certified to NRTL safety and IES Recommendation testing standards. All components are UL/CSA/QPS recognized or listed, RoHS, LM79, LM80 and LM82 compliant.
Environment: Suitable for dry locations.

APPROVALS Signature _____

Date _____

FILE NAME: A4PI_LED_P_SPEC_SHEET_20190612

570 Southgate Drive, Guelph, Ontario N1G 4P6
 Mailing Address: P.O. Box 1779 Guelph, Ontario, N1H 6Z9

1.800.621.6785 | T 519.822.4381 | F 519.822.4589
 www.metalumen.com



WARRANTY


Metalumen will warrant defective luminaires for 5 years from date of purchase. Warranty is valid if luminaire is installed and used according to specification. If defective, Metalumen will send replacement boards or drivers at no cost along with detailed replacement instructions and instructions on how to return defective components to Metalumen.

LUMINAIRE WATTAGE & OUTPUT SPECIFICATION

Uplight Level	Downlight Level	Code	Wattage	Lumens Delivered	Efficacy (LPW)	Up/Down (%)
Low Up	L1	ULL1	38	3736	97.8	35/65
Medium Up		UML1	41	4090	99.6	41/59
High Up		UHL1	46	4806	104.5	50/50
Low Up	L2	ULL2	46	4404	96	30/70
Medium Up		UML2	49	4757	97.7	35/65
High Up		UHL2	54	5477	102	43/57
Low Up	L3	ULL3	59	5758	97.6	23/77
Medium Up		UML3	62	6112	98.8	27/73
High Up		UHL3	67	6830	102.3	35/65
Low Up	L4	ULL4	108	9841	91.4	14/86
Medium Up		UML4	111	10190	92.2	17/83
High Up		UHL4	115	10913	94.5	22/78

DECAL INFORMATION

Decal Measurements for standalone fixtures

2 ft	Length: 630 [24.8] Height: 87.0 [3.43]		Thickness: 0.50
4 ft	Length: 1239.6 [48.8] Height: 87.0 [3.43]		
8 ft	Length: 2458.8 [96.8] Height: 87.0 [3.43]		

Consult factory for continuous run decal measurements.

HANGER LENGTH AND FINISH

Select Hanger Length and Finish:

HANGER FINISH	
<input type="checkbox"/>	White (Standard)
<input type="checkbox"/>	Custom Specify RAL#: _____

SOLID STEM - 1/2" OD STANDARD				
Standard supplied length is 18" (460mm). Hangers will be supplied at closest length. All other lengths are considered custom unless otherwise stated.				
	IMPERIAL (in)	METRIC (mm)		METRIC (mm)
<input type="checkbox"/>	12	305	<input type="checkbox"/>	33
<input type="checkbox"/>	15	380	<input type="checkbox"/>	36
<input type="checkbox"/>	18	460	<input type="checkbox"/>	39
<input type="checkbox"/>	21	533	<input type="checkbox"/>	42
<input type="checkbox"/>	24	610	<input type="checkbox"/>	45
<input type="checkbox"/>	27	685	<input type="checkbox"/>	48
<input type="checkbox"/>	30	760		1220
<input type="checkbox"/>	Custom length (indicate length in inches): _____			

AIRCRAFT CABLE				
Total adjustment range is 6" up & down for each standard length. All other lengths are considered custom unless otherwise stated.				
	IMPERIAL (in)	METRIC (mm)		METRIC (mm)
<input type="checkbox"/>	12	305	<input type="checkbox"/>	54
<input type="checkbox"/>	18	460	<input type="checkbox"/>	60
<input type="checkbox"/>	24	610	<input type="checkbox"/>	72
<input type="checkbox"/>	30	760	<input type="checkbox"/>	96
<input type="checkbox"/>	36	915	<input type="checkbox"/>	120
<input type="checkbox"/>	42	1067	<input type="checkbox"/>	144
<input type="checkbox"/>	48	1220		3660
<input type="checkbox"/>	Custom length (indicate length in inches): _____			

PHOTOMETRIC DATA - 3500K

UHL3

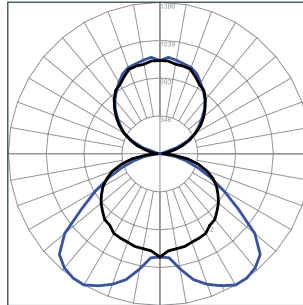
File Name: A4PI-2L35K-4-CN-UHL3
Luminaire Lumens: 6843
Total Watts: 67
Efficacy: 102 lms/W
Optics Up: Clear Dust Cover
Optics Down: None

COEFFICIENTS OF UTILIZATION

Zonal Cavity Method
 Effective Floor Cavity Reflectance = .20

RC	80				70				50			
	70	50	30	10	70	50	30	10	50	30	10	
RCR												
0	111	111	111	111	104	104	104	104	92	92	92	
1	100	96	91	88	94	90	86	83	79	77	74	
2	91	83	76	70	85	78	72	67	69	64	60	
3	82	72	64	58	77	68	61	55	60	54	49	
4	75	63	55	48	70	59	52	46	53	46	41	
5	68	56	47	41	64	53	45	39	47	40	35	
6	63	50	41	35	59	47	39	33	42	35	30	
7	58	45	36	30	54	42	34	29	38	31	26	
8	54	40	32	26	50	38	31	25	34	28	23	
9	50	37	29	23	47	35	27	22	31	25	20	
10	46	34	26	21	43	32	25	20	28	22	18	

PHOTOMETRIC CURVE



LUMINANCE DATA (CD/M²)

Vertical Angle	Horizontal Angle		
	0	45	90
45	6561	6627	6249
55	6870	6012	4253
65	7264	4025	2605
75	7208	2130	1353
85	4901	636	346

CANDLE DISTRIBUTION

Vertical Angle	Horizontal Angle				
	0	22.5	45	67.5	90
0	942.71	942.71	942.71	942.71	942.71
5	891.84	916.33	937.64	943.92	952.85
10	880.7	921.56	995.2	1056.21	1069.68
15	877.27	938.72	1053.06	1153.08	1188.82
20	858.97	962.76	1141.44	1242.33	1268.3
25	851.62	1006.71	1204.52	1323.51	1331.18
30	839.4	1015.05	1261.19	1337.72	1384.64
35	798.34	1032.19	1263.13	1361.96	1385.73
40	782.41	1023.08	1246.22	1320.27	1359.79
45	739.63	1011.21	1220.14	1283.31	1301.02
50	701.47	984.98	1160.76	1174.36	1133.89
55	650.55	930	1066.45	940.39	873.13
60	600.97	852.45	883.28	712.28	677.41
65	535.92	777.02	665.2	545.41	511.04
70	462.64	636.35	475.05	391.24	374.11
75	364.81	448.85	315.49	260.64	244.91
80	258.01	272.24	181.9	154.82	147.93
85	127.03	120.91	80.45	61.28	55.56
90	34.27	39.26	19.14	7.66	2.1
95	23.55	27.26	17.05	7.3	3.98
100	68.16	63	21.98	12.54	9.26
105	141.3	136.54	110.18	32.14	19.45
110	223.63	208.17	208.97	200.14	168.98
115	300.67	291	286.71	287.6	283.02
120	379.41	377.85	364.04	369.51	373.32
125	455.01	454.44	444.88	439.95	436.84
130	520.67	531.01	514.12	504.36	500.63
135	586.28	593.11	593.09	575.04	579.21
140	648.49	656.28	642.45	633.31	641.27
145	706.38	708.52	708.4	695.99	696.14
150	730.15	749.37	755.08	749.5	749.53
155	775.95	790.18	804.21	799.86	804.31
160	822.23	822.14	830.09	840.94	840.86
165	832.33	838.51	848.06	858.88	852.13
170	833.34	837.85	849.16	871.54	869.98
175	851.7	878.35	841.54	878.27	885.78
180	852.48	852.48	852.48	852.48	852.48