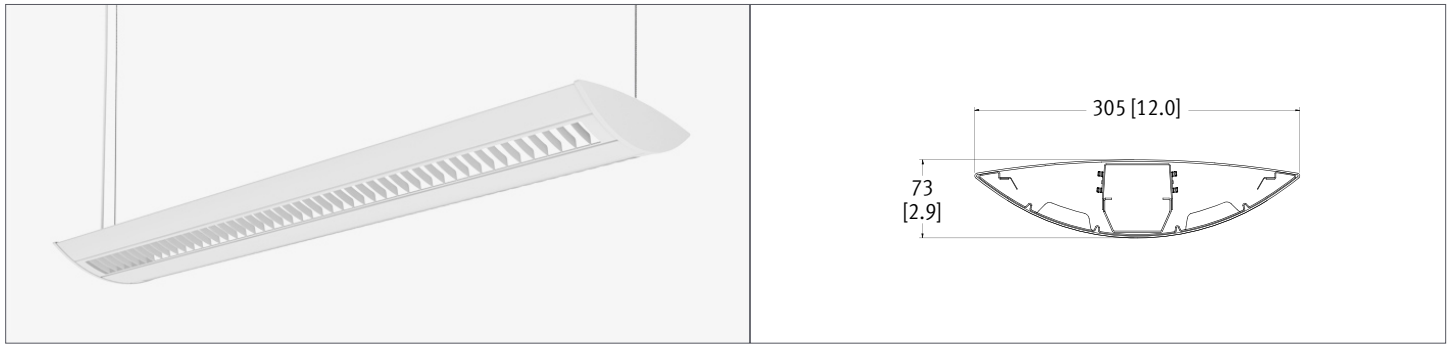


HORIZON II O5B

LED . DIRECT / INDIRECT



PART #:	
PREP BY:	DATE:
PROJECT:	QTY:
NOTES:	
APPROVAL SIGNATURE:	DATE (DD/MM/YYYY):



ORDERING LOGIC

Example Part Number: O5B-2L35K-4-SBO-W-L3-1-PA18-3

O5B				SBO						
1	2	3	4	5	6	7	8	9	10	12
1. SERIES O5B	2. COLOR TEMP 2L30K 3000K 2L35K 3500K 2L40K 4000K	3. LENGTH 4 4 ft 8 8 ft RA Continuous Rows Replace "A" with length in feet	4. OPTICS UP C Clear Dust Cover - Open Top (Leave space empty)	5. OPTICS DOWN SBO Solid Cross Blade Baffle with Opal Overlay	6. FINISH W White C Custom Finish Specify RAL:	7. LIGHT LEVEL / DRIVER L1 3230 lm L2 4119 lm L3 5898 lm L4 11304 lm	8. CIRCUITRY 1 1 Circuit EM Emergency Night Light	9. MOUNTING PAA Pendant Aircraft Cable PTA Pendant Aircraft Cable for T-bar SSA Solid Stem Replace "A" with length (inches) selected below. Select Hanger Length and Hanger Finish below	10. VOLTAGE 1 120 V 2 277 V 3 347 V 4 UNV (120 - 277V)	11. CONTROLS / SENSORS D Daylight Sensor O Occupancy Sensor DO Daylight/Occupancy Sensor - None (leave space empty)

Select Driver:

☐ Factory option 0-10V, 1% Dimming

☐ **LHE** Lutron H-Series Hi-lume 1% EcoSystem LED Driver

☐ **L5E** Lutron 5-Series EcoSystem LED Driver

Select Hanger Length:

SOLID STEM 1/2" OD Standard		
Standard supplied length is 18" (460mm). Hangers will be supplied at closest length. All other lengths are considered custom unless otherwise stated.		
Select:	Imperial (in)	Metric (mm)
<input type="checkbox"/>	12	305
<input type="checkbox"/>	15	380
<input type="checkbox"/>	18	460
<input type="checkbox"/>	21	533
<input type="checkbox"/>	24	610
<input type="checkbox"/>	27	685
<input type="checkbox"/>	30	760
<input type="checkbox"/>	33	840
<input type="checkbox"/>	36	915
<input type="checkbox"/>	39	990
<input type="checkbox"/>	42	1067
<input type="checkbox"/>	45	1145
<input type="checkbox"/>	48	1220
<input type="checkbox"/>	Custom Length: _____	

AIRCRAFT CABLE

Total adjustment range is 6" up & down for each standard length. All other lengths are considered custom unless otherwise stated.
If no selection is made, 48" will be supplied.

Select:	Imperial (in)	Metric (mm)
<input type="checkbox"/>	12	305
<input type="checkbox"/>	18	460
<input type="checkbox"/>	24	610
<input type="checkbox"/>	30	760
<input type="checkbox"/>	36	915
<input type="checkbox"/>	42	1067
<input type="checkbox"/>	48	1220
<input type="checkbox"/>	54	1372
<input type="checkbox"/>	60	1525
<input type="checkbox"/>	72	1830
<input type="checkbox"/>	96	2440
<input type="checkbox"/>	120	3050
<input type="checkbox"/>	144	3660
<input type="checkbox"/>	Custom Length: _____	

Select Canopy Finish:

Select:	Canopy
<input type="checkbox"/>	White Paint (Standard)
<input type="checkbox"/>	Custom Finish RAL: _____

Light Level Performance

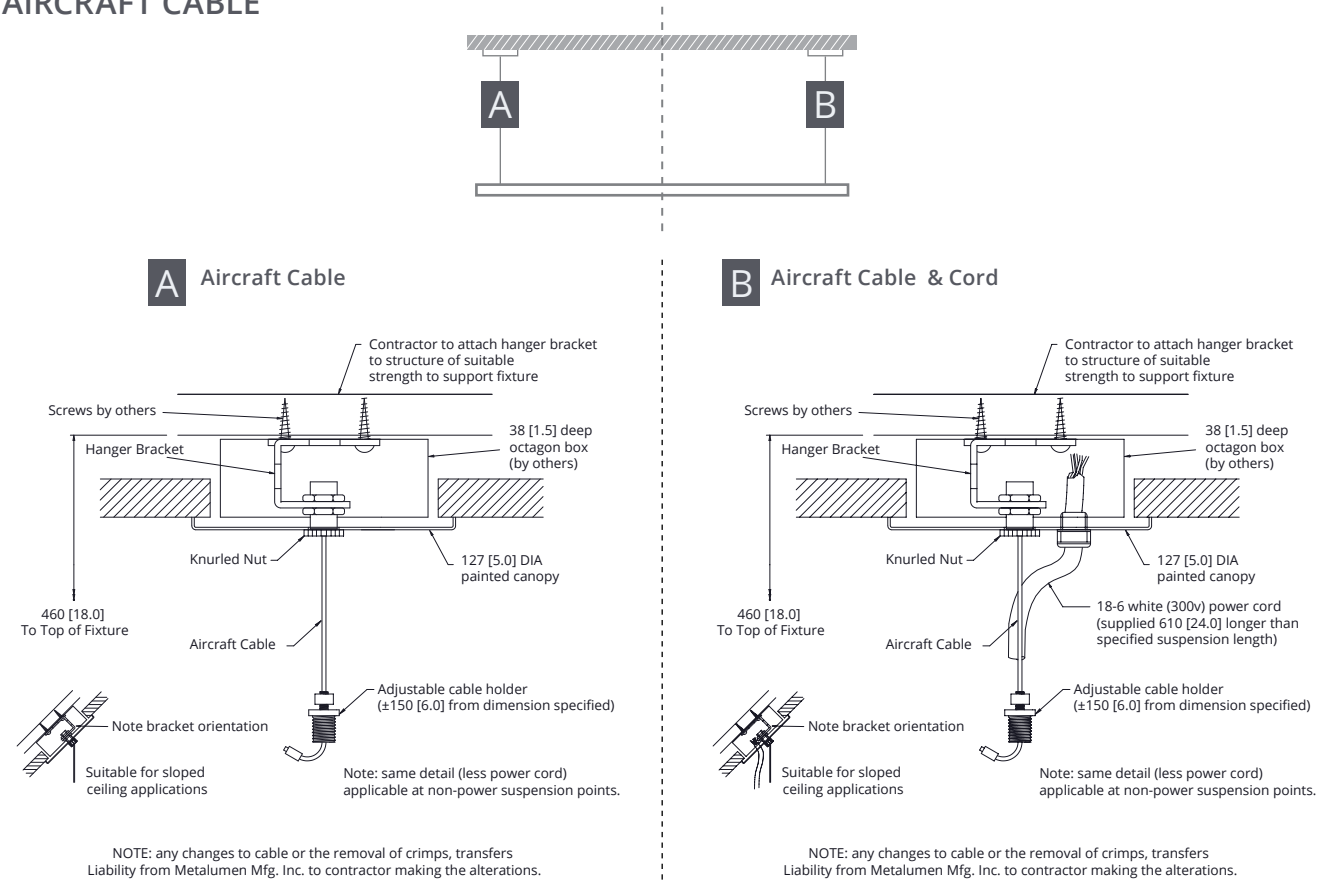
3500K, 80 CRI, 0-10V Dimming (Standard)			
Light Level	Lumens	Wattage	Efficacy (LPW)
L1	3230	27	118
L2	4119	35	118
L3	5898	48	123
L4	11304	96	118

Lumen Adjustment Factor		
Color Temp	80 CRI	90 CRI
3000K	0.984	0.880
3500K	1.000	0.875
4000K	1.032	0.879

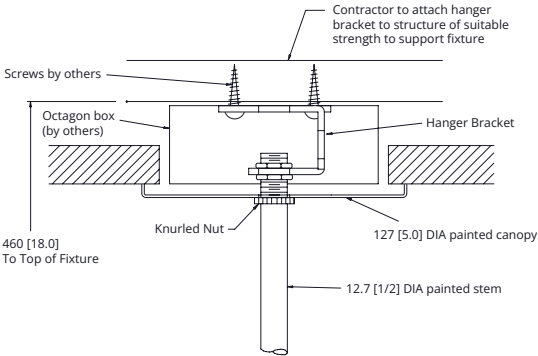
Metalumen's light level performance metrics are subject to manufacturers component tolerances.

HANGER INFORMATION

AIRCRAFT CABLE



SOLID STEM



SPECIFICATIONS

Due to the Continuous Improvement Policy at Metalumen, we reserve the right to change our specifications without notice.

Housing: Low profile, elliptically shaped indirect/direct luminaire measuring 73mm [2.9"] high by 304mm [12.0"] wide. The structural integrity of the luminaire is provided by a formed aluminum 18 gauge, one piece, perforated aluminum screen, 16 gauge steel internal support brackets and ballast cover and die cast end caps. The fixture's formed ballast channel, in conjunction with the die cast end caps, offers strength for sections as long as a nominal 3660mm [12'-0"] with only two (2) hanger assemblies. As a result, straight alignment for continuous row installations can be maintained

with a minimal amount of supports. Metalumen's integrated tongue and groove electrical/mechanical interlock ensure straight runs for continuous run applications providing for a cost-effective installation. No disassembly of the product is required during installation.

Optical System: Metalumen luminaires are designed to utilize leading edge LED technology combined with luminaire optimized reflectors and our custom diffusers, resulting in industry leading optical performance.

CRI: 83 (3500K) (80 minimum)

Lumen Maintenance: Minimum 50,000h with TM-21 lumen maintenance of 85% @ 25°C ambient temperature (calculated based on IESNA LM-80-08 LED test data). L70: ≥ 60,000hrs.

Finish: White is the standard finish. For custom finish, contact factory.

Weight: 6.8 lb/ft or 3.5kg/300mm.

Mounting: Solid stem 13mm (1/2") OD or steel aircraft cable complete with a Quick-Grip field adjustable suspension system provides for quick and easy on site alignment (contact factory for custom lengths).

Electrical: Each section is individually

connected in the field to a remote driver box.

Drivers: Metalumen offers 0-10V dimming* as a standard on our entire LED product offering. Dimming range is 1%-100%. Power factor is > 90%. Class 2 rating.

Approvals: All components are UL Recognized or Listed. RoHS compliant.

Environment: Suitable for dry locations.

**Standard drivers compatible with passive/sinking dimmers. Please contact Metalumen if active/sourcing dimmer support is required.*

WARRANTY

Metalumen will warrant defective luminaires for 5 years from date of purchase. Warranty is valid if luminaire is installed and used according to specification. If defective, Metalumen will send replacement boards or drivers at no cost along with detailed replacement instructions and instructions on how to return defective components to Metalumen.

PHOTOMETRIC DATA - 3500K, 80 CRI

Optics Up: **Open Top**

Optics Down: **Solid Cross Blade Baffle with Opal Overlay**

IES File: **O5B-2L35K-4-SBO-L3**

Lumens: **5898** Wattage: **47.7**

Efficacy: **123 LPW**

ZONAL LUMEN SUMMARY

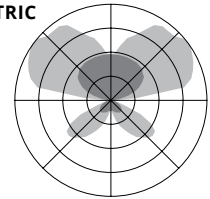
Zone	Lumens	%Fixt
0-90	1452	25
90-180	4462	75
0-180	5914	100

LUMINANCE DATA (CD/M2)

Vertical Angle	Horizontal Angle		
	0	45	90
45	1911	3901	6326
55	2072	4379	7640
65	2046	3786	6021
75	1777	1919	2031
85	1498	1666	1665

PHOTOMETRIC CURVE

75% Up
25% Down



Photometric performance is measured and scaled in accordance with IESNA LM-79.