

Stail RMEP8

LED . Pendant

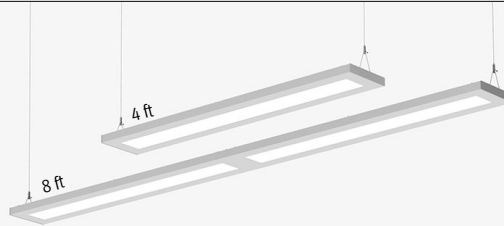
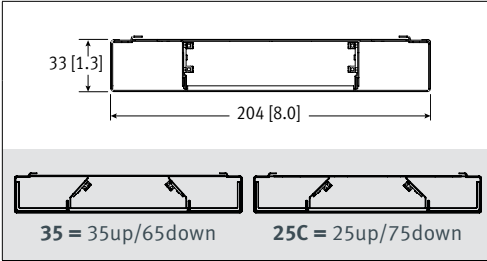


MetaICE

META



CAT #:
PREP BY:
DATE:
PROJECT:
TYPE:
NOTES:



ORDERING LOGIC

Example part number: RMEP8-L35K-8-ODCM-SG-L31-PA-4-D

Model		Optics																																											
RMEP8		M																																											
Series	Color Temp	Length	Up	Down	Finish	LL/Driver	Circuitry	Mounting	Voltage	Controls																																			
Color Temp		Optics Up		Light Level (LL) / Driver			Circuitry		Voltage																																				
2L30K = 3000K		35 = No Optics Angled Reflector (35up/65down)		Fixture Lumens Light level measured at 3500K. See p7 for additional info. <table border="1"> <thead> <tr> <th rowspan="2">0-10V Dimming (Standard)</th> <th colspan="5">Optics (up/down)</th> </tr> <tr> <th>35/M (35u/65d)</th> <th>25C/M (25u/75d)</th> <th>73/M (73u/27d)</th> <th>C/M (65u/35d)</th> <th>ODC/M (55u/45d)</th> </tr> </thead> <tbody> <tr> <td>L1</td> <td>3014</td> <td>2942</td> <td>3112</td> <td>3006</td> <td>2842</td> </tr> <tr> <td>L2</td> <td>3936</td> <td>3841</td> <td>4064</td> <td>3927</td> <td>3712</td> </tr> <tr> <td>L3</td> <td>5773</td> <td>5635</td> <td>5962</td> <td>5759</td> <td>5544</td> </tr> <tr> <td>L4</td> <td>9440</td> <td>9214</td> <td>9748</td> <td>9418</td> <td>8902</td> </tr> </tbody> </table>			0-10V Dimming (Standard)	Optics (up/down)					35/M (35u/65d)	25C/M (25u/75d)	73/M (73u/27d)	C/M (65u/35d)	ODC/M (55u/45d)	L1	3014	2942	3112	3006	2842	L2	3936	3841	4064	3927	3712	L3	5773	5635	5962	5759	5544	L4	9440	9214	9748	9418	8902	1 = 1 Circuit		1 = 120 V	
0-10V Dimming (Standard)	Optics (up/down)																																												
	35/M (35u/65d)	25C/M (25u/75d)	73/M (73u/27d)	C/M (65u/35d)	ODC/M (55u/45d)																																								
L1	3014	2942	3112	3006	2842																																								
L2	3936	3841	4064	3927	3712																																								
L3	5773	5635	5962	5759	5544																																								
L4	9440	9214	9748	9418	8902																																								
2L35K = 3500K		25C = Clear Optics Angled Reflector (25up/75down)					EM = Emergency/Night Light*		2 = 277 V																																				
2L40K = 4000K		73 = No Optics Straight Reflector (73up/27down)					B = Battery Pack* (Remote mounted)		4 = UNV (120-277V)																																				
Length		C = Clear Optics Straight Reflector (65up/35down)					Mounting		Controls																																				
4 = 4 ft		ODC = Opal Optics Straight Reflector(55up/45down)					PA = Pendant Aircraft Cable		_ = None (leave space empty)																																				
8 = 8 ft		Optics Down					PT = Pendant Aircraft Cable for T-Bar		D = Daylight Sensor																																				
R = Continuous Rows See p.3		M = Meta Ice					Select CABLE LENGTH and HANGER FINISH on p.2		O = Occupancy Sensor																																				
		Finish							DO = Daylight/Occupancy Sensor																																				
		SG = Silver/grey textured coat							Options																																				
		WT = White Textured							90 = 90 CRI																																				
		C = Custom Finish Specify RAL#:							_ = None (leave space empty)																																				

* two wire entries required

SPECIFICATIONS

Due to the Continuous Improvement Policy at Metalumen, we reserve the right to change our specifications without notice.

Housing: Cold rolled steel body fabrication, 0.91mm (20 Ga.) wall thickness.

Optical System: MetalLED mid flux LED technology.

CRI: Minimum 83 CRI at 3500K

Lumen Maintenance: At an ambient operating temperature of 25°C the LED lifetime expectancy => 50 000 hrs at L70.

Finish: Silver/grey textured and white textured are standard finishes. For custom

finish, consult factory.

Mounting: Pendant: Aircraft cable with Quick-Grip field adjustable suspension system provides for quick and easy onsite alignment.

Electrical: Factory prewired with easy wire quick connect sections.

Drivers: Metalumen offers dimming drivers as a standard on our entire LED product offering at 0-10V. Dimming is 10%-100%

range Power factor is >90% with a Class 2 rating.

Controls: Refer to Ordering Logic chart above.

Lutron Driver Options: Consult factory for Lutron driver options:

- L3DAE Hi-lume 1% EcoSystem LED Driver
- L3DA3W Hi-lume 1% 3-wire LED Driver
- L7EA2W Hi-lume 1% 2-wire LED Driver
- LDE1 Hi-lume 1% -H EcoSystem LED Driver

• **LDE5** 5-Series EcoSystem LED Driver
Approvals: Certified to NRTL and IES testing standards. DLC Listed (check QPL for exact listing). All components are UL and CUL listed. RoHS compliant.

Environment: Suitable for dry or damp locations.

APPROVALS Signature _____

Date _____

FILE NAME: Stail_RMEP8_LED_SPEC_SHEET_20180423

570 Southgate Drive, Guelph, Ontario N1G 4P6
 Mailing Address: P.O. Box 1779 Guelph, Ontario, N1H 6Z9

1.800.621.6785 | T 519.822.4381 | F 519.822.4589
 www.metalumen.com

Metalumen

WARRANTY

Metalumen will warrant defective luminaires for 5 years from date of purchase. Warranty is valid if luminaire is installed and used according to specification. If defective, Metalumen will send replacement boards or drivers at no cost along with detailed replacement instructions and instructions on how to return defective components to Metalumen.

FEATURES



COMMERCIAL // Commercial Lighting - With over 30 years of successful architectural lighting, providing unique concept and installation solutions has become second nature. Metalumen's Start to End Development Process results in unique performance, design and architectural requirements from concept through implementation. Metalumen's Lighting Solutions have been applied to customer projects requiring: high profile architectural installations; improved energy efficiency; retrofit installations; unique installations. Metalumen can provide top-quality innovative fixtures when and where they are needed and, at the same time, allow the customer to determine their level of involvement in Metalumen's Start to End Development Process.

educational facility. Based on maximum efficiency, integration of controls and exceptional design, Edulumen will earn high marks for meeting your requirements. Students challenge themselves throughout the day to achieve, and Metalumen is dedicated to this by creating sustainable environments that foster enhanced educational experiences



EDULUMEN // Educational Lighting
Edulumen is a collection of premium luminaires that maximize both the functionality and performance of any

MetaICE META ICE is a smooth Continuum Optical System with a 91% transmission rate that creates smooth subdued lighting with no source imagery. Meta Ice is a premium lensing optic unique to Metalumen but coupled with a high performance side kicking specular reflector to maximize the lumens from the source creating an unparalleled lumen delivery.

META LED boards with a raw efficacy of over 120lm/W, proprietary to Metalumen. A slim LED platform for any of your LED linear application.

HANGER

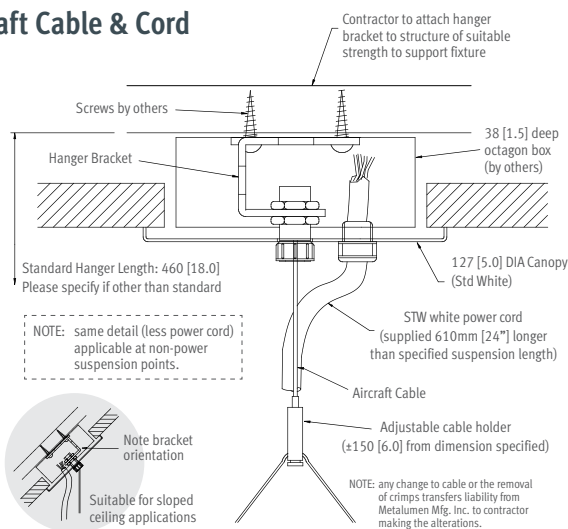
Select Hanger Length and Hanger Finish:

HANGER FINISH	
<input type="checkbox"/>	White Paint (Standard)
<input type="checkbox"/>	Custom Specify RAL#:

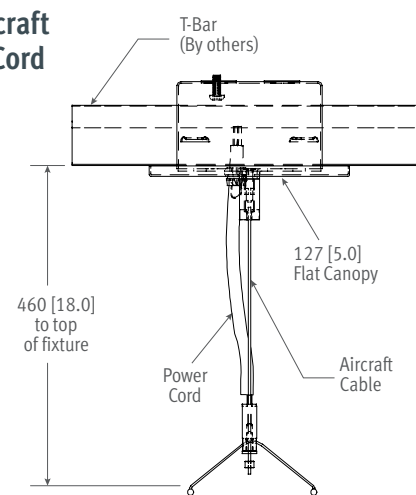
AIRCRAFT CABLE		
Total adjustment range is 6" up & down for each standard length.		
All other lengths are considered custom unless otherwise stated.		
	IMPERIAL (in)	METRIC (mm)
<input type="checkbox"/>	12	305
<input type="checkbox"/>	18	460
<input type="checkbox"/>	24	610
<input type="checkbox"/>	30	760
<input type="checkbox"/>	36	915
<input type="checkbox"/>	42	1067
<input type="checkbox"/>	48	1220
<input type="checkbox"/>	54	1372
<input type="checkbox"/>	60	1525
<input type="checkbox"/>	72	1830
<input type="checkbox"/>	96	2440
<input type="checkbox"/>	120	3050
<input type="checkbox"/>	144	3660
<input type="checkbox"/>	Custom length:	

HANGERS

Aircraft Cable & Cord

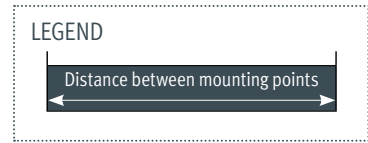
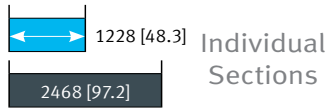


T-Bar Aircraft Cable & Cord



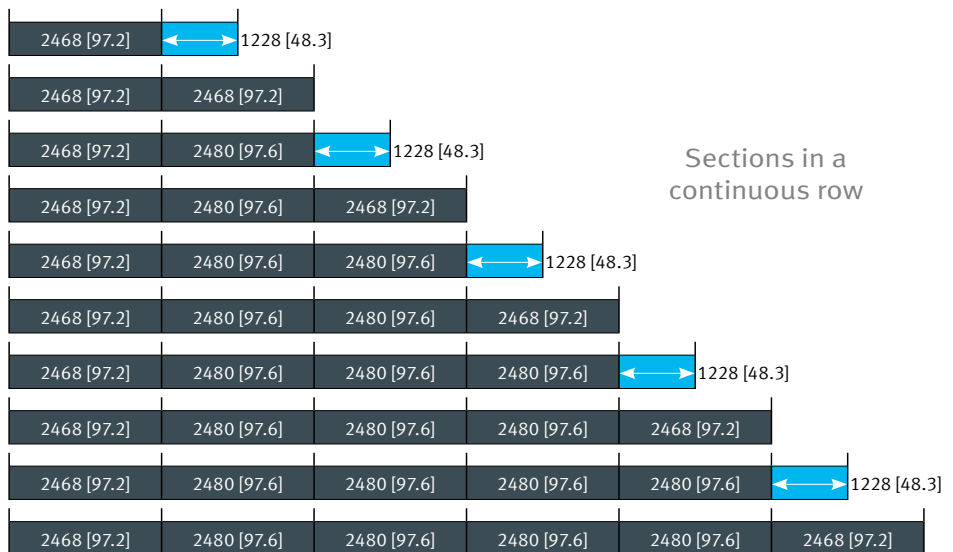
MOUNTING - ROW CONFIGURATION

QTY	4ft	8ft	nominal run length	Actual Length
	1x		4'	1240.0 [48.8]
		1x	8'	2480.0 [97.6]



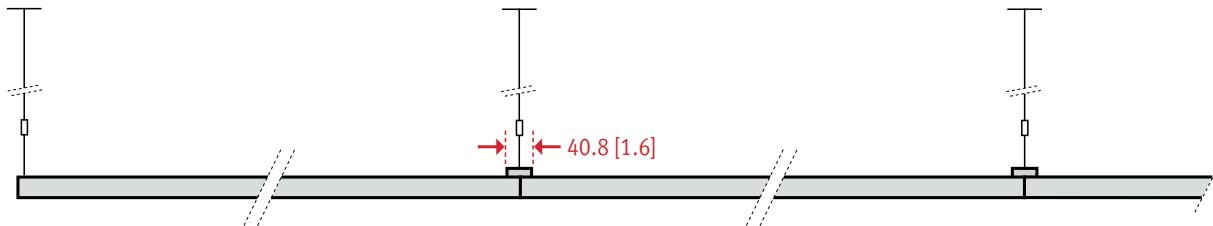
This chart is not to scale.

	1x	1x	12'	3719 [146.4]
		2x	16'	4959 [195.2]
	1x	2x	20'	6199 [244.1]
		3x	24'	7439 [292.9]
	1x	3x	28'	8679 [341.7]
		4x	32'	9918 [390.5]
	1x	4x	36'	11158 [439.3]
		5x	40'	12398 [488.1]
	1x	5x	44'	13638 [537.0]
		6x	48'	14878 [585.7]



Sections in a continuous row

For more configurations, consult factory.




4 ft



8 ft

PHOTOMETRIC DATA - 3500K

35 up
L3



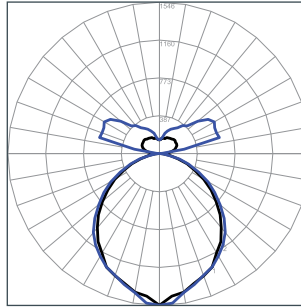
File Name: RMEP8-2L35K-4-35M-L3
Luminaire Lumens: 5773
Total Watts: 49
Efficacy: 119 lms/W
Optics Up: No Optics Angled (35% uplight)
Optics Down: Meta Ice (65% downlight)

COEFFICIENTS OF UTILIZATION

Zonal Cavity Method
 Effective Floor Cavity Reflectance = .20

RC	80				70				50			
	RW	70	50	30	10	70	50	30	10	50	30	10
RCR												
0	111	111	111	111	104	104	104	104	92	92	92	92
1	102	97	93	90	95	92	88	85	81	79	76	76
2	93	85	79	74	87	80	75	70	71	67	63	63
3	85	75	67	61	79	71	64	59	63	58	53	53
4	77	66	58	52	73	63	55	50	56	50	46	46
5	71	59	51	45	67	56	49	43	50	44	39	39
6	66	53	45	39	62	50	43	37	45	39	34	34
7	61	48	40	34	57	46	38	33	41	35	30	30
8	56	44	36	30	53	42	34	29	38	31	27	27
9	53	40	32	27	49	38	31	26	35	29	24	24
10	49	37	29	25	46	35	28	24	32	26	22	22

PHOTOMETRIC CURVE




LUMINANCE DATA (CD/M²)

Vertical Angle	Horizontal Angle		
	0	45	90
45	4757	4402	4425
55	4245	3854	3796
65	3514	2978	2996
75	2655	1964	1938
85	1496	665	578

CANDLE DISTRIBUTION

Vertical Angle	Horizontal Angle				
	0	22.5	45	67.5	90
0	1546.26	1546.26	1546.26	1546.26	1546.26
5	1459.89	1448.61	1433.48	1472.19	1530.48
10	1433.89	1437.81	1429.15	1430.72	1437.05
15	1369.11	1369.58	1406.57	1390.09	1382.94
20	1325.42	1327.87	1346.94	1330.14	1319.72
25	1275.64	1262.18	1284.17	1285.88	1278.1
30	1170.76	1190.97	1201.84	1206.93	1205
35	1093.65	1090.47	1124.96	1117.36	1135.48
40	983.5	990.7	1013.04	1037.13	1046.63
45	877.37	885.79	904	930.51	933.46
50	758.16	768.62	788.42	812.96	809.37
55	642.87	652.18	677.02	686.77	691.46
60	523.87	530.32	547.54	554.83	573.67
65	399.95	417.53	418.69	440.61	442.7
70	300.18	299.98	309.45	309.57	315.5
75	193.12	197.78	198.93	201.18	211.15
80	107.92	106.29	106.87	107.92	111.07
85	44.08	40.88	39.17	39.15	38.64
90	15.01	6.77	4.97	4.27	4.43
95	77.67	147.75	54.6	35.21	35.91
100	131.26	276.96	401.72	323.19	259.25
105	161.47	313.7	460.02	588.47	634.31
110	179.35	320.61	489.67	578.66	622.43
115	195.97	302.54	508.39	592.81	624.11
120	201.8	292.86	463.63	618.22	650.06
125	201.23	288.33	402.24	554.57	610.08
130	207.94	284.57	360.86	458.29	515.99
135	207.3	273.26	339.91	383.99	401.15
140	195.84	259.89	311.65	354.56	372.4
145	189.92	241.1	295.79	324.48	324.88
150	184.18	222.22	267.54	301.7	295.75
155	179.63	203.32	251.76	262.7	274.32
160	162.77	186.8	222.24	243.82	245.18
165	160.85	162.42	190.13	207.34	214.7
170	162.82	146.89	168.35	181.81	167.63
175	141.65	146.79	148.15	141.12	145.15
180	143.16	143.16	143.16	143.16	143.16

25 up
L3



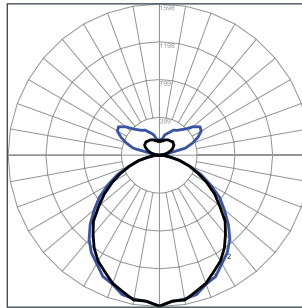
File Name: RMEP8-2L35K-4-25CM-L3
Luminaire Lumens: 5635
Total Watts: 49
Efficacy: 116 lms/W
Optics Up: Clear Dust Cover (25% uplight)
Optics Down: Meta Ice (75% downlight)

COEFFICIENTS OF UTILIZATION

Zonal Cavity Method
 Effective Floor Cavity Reflectance = .20

RC	80				70				50			
	RW	70	50	30	10	70	50	30	10	50	30	10
RCR												
0	113	113	113	113	107	107	107	107	97	97	97	97
1	103	99	95	91	98	94	91	88	85	83	80	80
2	94	87	80	75	89	83	77	72	75	70	67	67
3	86	76	69	63	81	73	66	60	66	61	56	56
4	79	68	59	53	75	65	57	51	59	53	48	48
5	72	60	52	46	69	58	50	44	53	46	41	41
6	67	54	46	40	63	52	44	39	48	41	36	36
7	62	49	41	35	59	47	39	34	43	37	32	32
8	58	45	37	31	55	43	35	30	40	33	29	29
9	54	41	33	28	51	39	32	27	36	30	26	26
10	50	38	30	25	48	36	29	25	34	27	23	23

PHOTOMETRIC CURVE



LUMINANCE DATA (CD/M²)


Vertical Angle	Horizontal Angle		
	0	45	90
45	5336	4903	4905
55	4701	4258	4263
65	4001	3350	3298
75	3081	2152	2048
85	1644	739	685

CANDLE DISTRIBUTION

Vertical Angle	Horizontal Angle				
	0	22.5	45	67.5	90
0	1591.88	1591.88	1591.88	1591.88	1591.88
5	1547.65	1597.51	1589.28	1586.76	1549.29
10	1550.93	1538.62	1568.9	1554.94	1540.19
15	1489.57	1531.03	1510.52	1512.72	1523.16
20	1439.81	1441.74	1451.33	1447.46	1448.44
25	1359	1365.76	1384.33	1403.33	1411.59
30	1292.77	1293.7	1316.36	1318.97	1321.79
35	1198.19	1191.19	1228.24	1241.62	1253.3
40	1087.66	1084.99	1114.13	1140.66	1156.91
45	984.09	980.82	1006.9	1025.63	1034.65
50	832.92	858.62	881.28	899.32	897.66
55	711.82	726.16	747.98	769.13	776.52
60	575.09	591.45	604.39	621.23	631.67
65	455.36	468.09	471.03	484.05	487.4
70	334.8	338.12	337.99	350.35	350.89
75	224.09	214.98	217.96	223.75	223.12
80	128.29	118.4	115.43	119.56	119.87
85	48.44	44.83	43.55	45.37	45.74
90	6.36	4.42	3.23	2.37	1.97
95	13.24	19.05	8.41	6.38	6.11
100	46.3	85.04	112.42	87.77	70.56
105	85.08	147.93	211.92	263.68	283.69
110	121.53	196.25	297.39	353.12	371.39
115	147.71	219.73	364.8	425.86	448.58
120	170.64	242.85	370.89	485.43	511.39
125	189.52	258.52	339	470.52	525.36
130	192.73	261.59	325.56	416.32	464.39
135	200.16	261.21	311.61	370.36	389.49
140	191.9	250.82	308.14	344.69	353.06
145	189.64	239.39	288.42	318.63	321.9
150	188.81	218.25	272.57	290.67	304.83
155	179.42	204.93	251.32	267.27	271.02
160	170.88	184.56	225.15	238.66	246.39
165	157.2	168.12	188.04	209.62	219.26
170	160.89	166	162.59	179.29	167.9
175	145.38	152.52	154.49	157.75	167.85
180	155.62	155.62	155.62	155.62	155.62

PHOTOMETRIC DATA - 3500K

73 up
L3



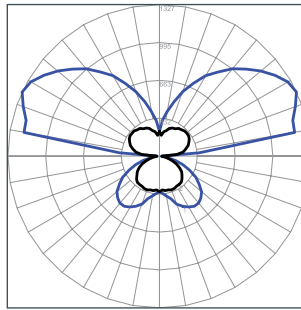
File Name: RMEP8-2L35K-4-73M-L3
Luminaire Lumens: 5962
Total Watts: 49
Efficacy: 123 lms/W
Optics Up: No Optics (73% uplight)
Optics Down: Meta Ice (27% downlight)

COEFFICIENTS OF UTILIZATION

Zonal Cavity Method
 Effective Floor Cavity Reflectance = .20

RC	80				70				50			
	RW	70	50	30	10	70	50	30	10	50	30	10
RCR												
0	102	102	102	102	102	91	91	91	91	70	70	70
1	92	88	84	81	82	79	75	72	61	59	57	
2	84	76	70	65	74	68	63	59	53	50	47	
3	76	67	59	54	67	60	54	49	46	42	39	
4	69	59	51	45	61	52	46	41	41	36	32	
5	63	52	44	38	56	46	40	34	36	31	27	
6	58	46	38	33	51	41	35	30	32	27	24	
7	53	41	34	28	47	37	30	26	29	24	20	
8	49	37	30	24	44	33	27	22	26	21	18	
9	46	34	26	21	41	30	24	20	24	19	16	
10	43	31	24	19	38	28	21	17	22	17	14	

PHOTOMETRIC CURVE




LUMINANCE DATA (CD/M²)

Vertical Angle	Horizontal Angle		
	0	45	90
45	1531	2072	2476
55	1571	1997	2371
65	1464	1739	2028
75	1245	1241	1391
85	747	549	524

CANDLE DISTRIBUTION

Vertical Angle	Horizontal Angle				
	0	22.5	45	67.5	90
0	309.65	309.65	309.65	309.65	309.65
5	296.86	316.95	319.76	334.53	327.66
10	305.21	322.02	333.51	347.9	353.35
15	305.05	321.12	356.64	371.75	385.61
20	312.97	341.44	383.53	419.67	444.61
25	310.95	341.01	399.25	454.7	484.56
30	303.85	350.7	418.28	483.82	514.68
35	303.74	345.2	426.91	505.4	536.07
40	299.08	341.69	432.49	503.66	536.62
45	281.66	329.77	420.89	490.69	515.66
50	257.46	306.6	389.24	453.26	485.53
55	237.13	277.4	345.7	411.12	424.54
60	204.79	233.33	300.05	345.49	369.43
65	165.77	188.1	239.67	276.33	292.75
70	127.69	143.95	181.49	207.09	222.09
75	89.79	96.91	121.93	136.78	146.46
80	52.51	58.69	69.61	77.72	80.23
85	21.55	23.32	30.62	31.46	33.02
90	25.79	18.34	11.09	14.02	21.61
95	151.15	371.61	424.58	344.91	351.79
100	210.62	531.18	809.11	1063.17	1204.36
105	239.51	598.49	917.21	1113.99	1210.22
110	270.4	613.89	997.99	1211.46	1269.44
115	287.34	614.43	991.78	1239.24	1326.8
120	303.78	604.42	966.12	1213.35	1300.25
125	312.35	591.72	928.18	1153.11	1236.43
130	311.51	574.8	875.12	1087.49	1158.5
135	311.65	547.47	826.29	1012.49	1079.58
140	301.76	515.34	766.87	943.21	998.01
145	297.58	478.75	714.95	855.27	897.46
150	278.74	445.91	631.65	769.25	813.59
155	270.72	405.05	563.31	671.3	699.33
160	258.99	364.03	488.24	581.08	600.24
165	233.24	326.53	405.54	483.7	492.79
170	219.04	282.49	346.35	386.1	396.05
175	184.19	238.24	272.86	299.59	315.23
180	218.9	218.9	218.9	218.9	218.9

65 up
L3



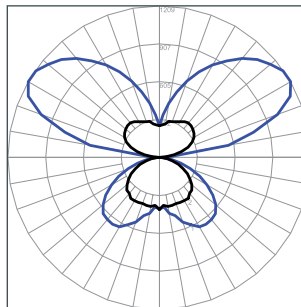
File Name: RMEP8-2L35K-4-CM-L3
Luminaire Lumens: 5759
Total Watts: 49
Efficacy: 119 lms/W
Optics Up: Clear Dust Cover (65% uplight)
Optics Down: Meta Ice (35% downlight)

COEFFICIENTS OF UTILIZATION

Zonal Cavity Method
 Effective Floor Cavity Reflectance = .20

RC	80				70				50			
	RW	70	50	30	10	70	50	30	10	50	30	10
RCR												
0	103	103	103	103	103	93	93	93	93	75	75	75
1	94	90	86	82	85	81	78	75	65	63	60	
2	85	78	71	66	77	70	65	60	56	53	49	
3	77	68	60	54	69	61	55	50	49	45	41	
4	70	60	52	45	63	54	47	42	43	38	34	
5	64	53	44	38	58	48	41	35	38	33	29	
6	59	47	39	33	53	42	35	30	34	29	25	
7	54	42	34	28	49	38	31	26	31	25	22	
8	50	38	30	25	45	34	28	23	28	23	19	
9	47	34	27	22	42	31	25	20	25	20	17	
10	43	31	24	19	39	28	22	18	23	18	15	

PHOTOMETRIC CURVE



LUMINANCE DATA (CD/M²)


Vertical Angle	Horizontal Angle		
	0	45	90
45	1997	2563	3031
55	1986	2495	2907
65	1848	2169	2468
75	1520	1505	1682
85	966	631	640

CANDLE DISTRIBUTION

Vertical Angle	Horizontal Angle				
	0	22.5	45	67.5	90
0	412.94	412.94	412.94	412.94	412.94
5	383.23	404.65	399.2	394.84	395.51
10	397.35	399.89	411.56	430.46	451.96
15	396.62	398.24	443.22	466.3	481.24
20	390.16	425.71	472.81	520.2	547.76
25	397.07	425.83	499.28	567.28	592.1
30	398.13	440.8	524.11	599.62	638.53
35	400.12	443.42	536.05	623.27	650.16
40	374.45	435.85	540.42	629.17	646.32
45	367.64	415.61	521.76	600.37	632.77
50	336.94	388.25	485	571.42	587.15
55	299.95	350.75	433.06	498.17	522.12
60	260.74	300.97	368.75	429.16	440.78
65	209.45	238.01	299.97	342.78	357.9
70	161.74	185.75	223.11	254.77	263.19
75	109.8	128.12	148.8	176.26	178.3
80	67.16	74.99	87.85	97.02	102.01
85	27.96	31.2	35.59	40.52	40.82
90	3.83	4.09	4.78	5.21	6.91
95	44.45	98.05	113.34	96.29	102.29
100	119.72	261.07	385.25	496.73	561.76
105	184.26	406.41	597.67	727.24	779.3
110	243.92	501.33	774.92	937.89	1004.63
115	290.45	558.45	867.29	1083.13	1154.97
120	319.94	597.5	908.3	1131.95	1209.28
125	337.88	606.2	914.73	1126.67	1204.6
130	350.55	598.54	889.03	1096.35	1155.95
135	358.36	578.4	853.02	1034.47	1105.8
140	360.1	561.34	805.62	972.22	1031.28
145	349.49	527.19	747.97	893.66	939.67
150	330.88	493.8	685.07	810.98	851.95
155	316.02	451.4	611.43	719.87	752.43
160	303.28	412.31	536.25	626.36	648.65
165	299.4	371.94	463.36	523.33	542.35
170	271.33	337.51	383.14	435.53	439.16
175	259.32	289.77	321.43	347.31	342.27
180	252.16	252.16	252.16	252.16	252.16

PHOTOMETRIC DATA - 3500K

55 up
L3



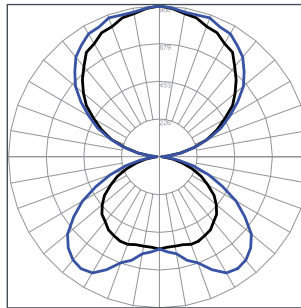
File Name: RMEP8-2L35K-4-ODCM-L3
Luminaire Lumens: 5448
Total Watts: 49
Efficacy: 112 lms/W
Optics Up: Opal Optics (55% uplight)
Optics Down: Meta Ice (45% downlight)

COEFFICIENTS OF UTILIZATION

Zonal Cavity Method
 Effective Floor Cavity Reflectance = .20

RC	80				70				50				
	RW	70	50	30	10	70	50	30	10	50	30	10	
RCR													
0	106	106	106	106	97	97	97	97	81	81	81		
1	96	92	88	84	88	84	81	78	70	68	66		
2	87	80	73	68	80	73	68	63	61	57	54		
3	79	70	62	56	72	64	57	52	53	48	44		
4	72	61	53	47	66	56	49	43	47	42	37		
5	66	54	46	40	60	50	42	37	42	36	32		
6	61	48	40	34	55	44	37	32	37	31	27		
7	56	43	35	29	51	40	33	27	34	28	24		
8	52	39	31	26	47	36	29	24	30	25	21		
9	48	35	28	23	44	33	26	21	28	22	18		
10	45	32	25	20	41	30	23	19	25	20	16		

PHOTOMETRIC CURVE



LUMINANCE DATA (CD/M²)

Vertical Angle	Horizontal Angle		
	0	45	90
45	2643	3176	3710
55	2665	3071	3498
65	2442	2595	2892
75	2016	1817	1975
85	1247	756	738


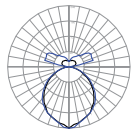
CANDLE DISTRIBUTION

Vertical Angle	Horizontal Angle				
	0	22.5	45	67.5	90
0	553.27	553.27	553.27	553.27	553.27
5	544.12	550.52	563.46	576.3	573.27
10	544.29	556.85	589.73	600.4	590.23
15	547.32	560.82	607.28	623.88	642.39
20	558.38	574.31	640.62	681.6	678.1
25	558.79	586.68	664.14	727.08	747.64
30	546.25	588.56	679.79	762.82	804.89
35	534.98	585.33	680.62	778.85	819.47
40	507.6	569.52	676.72	771.59	808.08
45	486.57	542.84	646.45	736.08	774.65
50	446.78	495.46	604.06	683.56	721.07
55	402.43	443.19	533.03	597.91	628.22
60	334.78	373.9	458.42	507.51	532.74
65	276.86	304.01	358.96	406.45	419.29
70	208.25	229.88	275.42	300.68	314.28
75	145.65	150.66	179.61	202.6	209.32
80	85.65	89.29	104.07	117.42	118.66
85	36.1	37.35	42.61	48.9	47.07
90	13.71	11.07	12.34	13.82	15.07
95	53.83	57.97	53.31	54.66	52.3
100	129.25	134.76	137.28	133.11	132.6
105	213.62	218.79	221.86	220.23	226.08
110	303.52	300.86	309.22	305.84	314.09
115	382.29	387.45	397.12	402.59	409.04
120	453.7	459.88	475.97	493	489.12
125	535.97	539.55	552	571.37	574.26
130	594.38	612.27	631.65	649.73	658.75
135	652.35	669.44	700.64	716.28	719.52
140	704.5	720.33	755.28	759.12	780.38
145	765.9	771.62	789.39	809.76	816.18
150	783.17	807.54	829.92	841.6	852.42
155	822.15	831.86	844.69	865.52	859.9
160	831.98	861.55	865.98	885.2	886.67
165	862.74	876.99	892.46	879.63	880.28
170	871.87	903.59	898.91	902.17	880.84
175	893.34	903.61	897.29	888.06	895.45
180	905.89	905.89	905.89	905.89	905.89


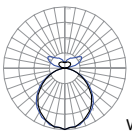
OPTICS UP DISTRIBUTION PHOTOMETRICS

Cross Section	Part Number	Delivered Lumens	Input Wattage	Efficacy LM / W	Direct Lumens	Direct %	Indirect Lumens	Indirect %	DISTRIBUTION PHOTOMETRY
---------------	-------------	------------------	---------------	-----------------	---------------	----------	-----------------	------------	-------------------------


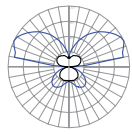
35 = No Optics Straight Reflector (35up/65down)

	RMEP8-2L35K-4-35M-SG-L11-PA-1	3014	27.8	109	1982	65.7%	1034	34.3%	
	RMEP8-2L35K-4-35M-SG-L21-PA-1	3939	35.4	111	2587	65.7%	1352	34.3%	
	RMEP8-2L35K-4-35M-SG-L31-PA-1	5777	48.6	119	3797	65.7%	1980	34.3%	
	RMEP8-2L35K-4-35M-SG-L41-PA-1	9447	97.2	97	6211	65.7%	3237	34.3%	


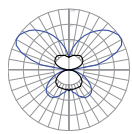
25C = Clear Optics Angled Reflector (25up/75down)

	RMEP8-2L35K-4-25CM-SG-L11-PA-1	2944	27.8	106	2183	74.1%	761	25.9%	
	RMEP8-2L35K-4-25CM-SG-L21-PA-1	3845	35.4	109	2851	74.1%	994	25.9%	
	RMEP8-2L35K-4-25CM-SG-L31-PA-1	5640	48.6	116	4180	74.1%	1461	25.9%	
	RMEP8-2L35K-4-25CM-SG-L41-PA-1	9223	97.2	95	6842	74.2%	2381	25.8%	


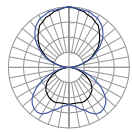
73 = No Optics Angled Reflector (73up/27down)

	RMEP8-2L35K-4-73M-SG-L11-PA-1	3110	27.8	112	832	26.8%	2278	73.2%	
	RMEP8-2L35K-4-73M-SG-L21-PA-1	4063	35.4	115	1088	26.8%	2975	73.2%	
	RMEP8-2L35K-4-73M-SG-L31-PA-1	5959	48.6	123	1596	26.8%	4364	73.2%	
	RMEP8-2L35K-4-73M-SG-L41-PA-1	9744	97.2	100	2609	26.8%	7135	73.2%	

C = Clear Optics Straight Reflector (65up/35down)

	RMEP8-2L35K-4-CM-SG-L11-PA-1	3005	27.8	108	1035	34.4%	1970	65.6%	
	RMEP8-2L35K-4-CM-SG-L21-PA-1	3926	35.4	111	1351	34.4%	2574	65.6%	
	RMEP8-2L35K-4-CM-SG-L31-PA-1	5757	48.6	119	1987	34.5%	3770	65.5%	
	RMEP8-2L35K-4-CM-SG-L41-PA-1	9416	97.2	97	3246	34.5%	6169	65.5%	

ODC = Clear Optics Straight Reflector (55up/45down)

	RMEP8-2L35K-4-ODCM-SG-L11-PA-1	2893	27.8	104.1	1285	44.4%	1608	55.6%	
	RMEP8-2L35K-4-ODCM-SG-L21-PA-1	3778	35.4	106.7	1680	44.5%	2091	55.3%	
	RMEP8-2L35K-4-ODCM-SG-L31-PA-1	5541	48.6	114.0	2462	44.4%	3079	55.6%	
	RMEP8-2L35K-4-ODCM-SG-L41-PA-1	9342	97.2	96.1	4155	44.5%	5187	55.5%	