





### Competitor Feature Cross Reference

Brand		Metalumen	LumenWerx	FluxWerx	Peerless (Acuity)
Product Name		<b>Arches: A4P &amp; A4S</b>	<b>CAVA</b>	<b>PROFILE</b>	<b>OPEN</b>
Product Image					
General Characteristics	Cross section Dimensions (width X Height)	4.3" X 4.6"	4.5" X 4.5"	3.25" X 3.10"	4.5" X 4.5"
	Standard Lengths	2', 4', 8' & Continuous row (2' nominal increments)	2', 3', 4', 5', 8' & 12' sections & Cont. runs	4', 8' & Continuous row (4' nominal increments)	2', 3', 4', 5', 6' and 8' sections
Lighting Characteristics	CRI	83+	80	80	80
	CCT	3000K, 3500K, 4000K	3000K, 3500K, 4000K	3500K & 4000K	3000K, 3500K, 4000K
	Lumen Package based on 4' section Direct ONLY	2437, 3101, 4457, 8523	1401, 2002, 3004	2600, 3000	Up to 3000 lumens
	Input Watts	28, 35, 48, 97	13, 19, 29	39, 49	Not Available
	Efficacy (LPW) Including D/I	Up to 104	Up to 107	Up to 67	Up to 97
	Dimming	0-10V Standard, DALI & Lutron optional	0-10V, Lutron	0-10V, Lutron	Yes
	Driver Mounting	Integral & Remote	Integral	Remote	Remote
	Rated Life	L90 > 60,000h	L80 > 60,000h	L90 @ 60,000h	Not Available
Warranty	5 Years	5 Years	5 Years	5 Years	
Features	Integral Sensors	YES	YES	NO	NO
	Integral Battery	NO	NO	NO	NO