



## SCE & SCEM LED SERIES

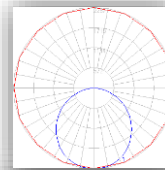
### Metalumen Introduces AccuRay® optical design to Edge lighting luminaires! A pure & precise beam control complementing one of the thinnest luminaires in the market.

Metalumen is pleased to announce the launch of its Brand New AccuRay® optics luminaire in the Recessed, Pendant and surface mounting configuration. Designed with Commercial and Medical applications in mind, the SCENE series are offered in a clean diffused glare-free lens, architectural shape lens or completely customizable graphics. SCENE is optically and aesthetically loaded with innovation, specialty and accuracy yet tailored to the symmetrical design look sought after by all commercial, medical, and retail applications.

This revolutionary LED luminaire characterizes the ultimate in simplicity and design by merging uniform light distribution with personalized look and chic dressing to any environment. The light emitted is channeled inside Metalumen's AccuRay® optical plane where an optimized micro dot matrix pattern directs, shapes and distributes the light throughout the optical plane. These amazingly thin 0.6" luminaires with standard or custom graphics will look astonishing in any high-end Office, Library, Retail, Classroom or health facility environment with outstanding lumen output that sets a new standard. Changing from Fluorescent to LED is no longer the approach; with this fixture it is difficult not to upgrade your current bulky LED systems for better efficiency, aesthetics and performance.

#### Standard Features

- AccuRay® Optics enabled
- Pendant, recessed and surface mounting
- No Glare & optimal uniformity
- Round distribution pattern
- Quick disconnect wiring for easy maintenance.
- 3 Macadam Ellipses binning.
- 100% concealed source
- Controls compatible with 0-10V dimming, Lutron, and DALI
- 3000k, 3500K, 4000K & 5000K CCT & Tunable White option
- Efficacy up to 97 LPW
- 24 standard light levels with different lens patterns
- Staggered & Continuous row mounting standard
- LM79 & LM80 compliant
- L90 ≥ 60,000h by IESNA TM-21
- UL/CSA
- Suitable for Damp & MRI applications
- DLC pending qualifications



**Up to 42%  
Energy Saving**

2X2' SCENE AccuRay Luminaire					
Light Level	Wattage	Lumens Delivered	Efficacy (LPW)	Fluorescent Equivalent	Energy Savings*
		SCE	SCE		
L4	24	2227	94	2T8/2T5	39%
L5	37	3185	87	3T8/3T5	38%
L6	43	3581	84	2T5HO	23%
L7	51	4090	80	3T5HO	39%

\* Energy Savings based upon standard lamp/ballast combination using an equivalent high efficient FL system (TC4). SCENE's SD lens used in the above chart

1X4' SCENE AccuRay Luminaire					
Light Level	Wattage	Lumens Delivered	Efficacy (LPW)	Fluorescent Equivalent	Energy Savings*
		SCE	SCE		
L3	21	2037	97	1T8/1T5	42%
L4	48	4068	85	2T8/2T5	34%
L5	73	5814	80	3T8/3T5	32%
L6	85	6522	77	2T5HO	32%

\* Energy Savings based upon standard lamp/ballast combination using an equivalent high efficient FL system (TC4). SCENE's SD lens used in the above chart

### Marketing Collateral

For your convenience, our website has been updated with new marketing material including a brochure, specification sheet, installation instructions and photometric files. [Click Here](#) for more details.

In addition, a competitive analysis, FAQ Sheet and a PowerPoint presentation is posted to the agent portal to assist with your sales efforts. [Click here](#) to download these tools.


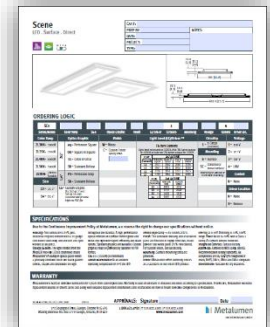
### NPI Webcast

A New Product introduction webcast will be held to review the great features and benefits. An invitation will be sent out.

### Pricing

Contact our quotations team for pricing on your latest project opportunity.

Thank you for your continued support.



Miraflor Romero  
Marketing Communications  
Coordinator

John Bouls  
Strategic Marketing & NPD Manager