




The next generation Carlisle (TC5), is a high performance, classically designed, architectural troffer

offering outstanding performance, light uniformity and efficacy. With five standard lumen packages available for each luminaire size, the Carlisle will work in any space. The new design consists of a white translucent one-piece polycarbonate basket lens, two optional one-piece basket lens configurations and was designed specifically for T-bar applications. It also provides for chain mounting to a building structure, integral earthquake clips and at 3.5" in depth, is ideal for shallow or obstructed plenum applications.

TC5 OFFERS THE FOLLOWING INDUSTRY LEADING FEATURES:

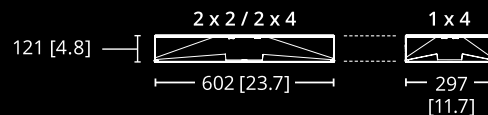
- Up to 139 LPW
- Excellent lumen packages ranging from 2600 to 8200 lumens
- One-piece, easily removable lens for quick maintenance and room side access to driver



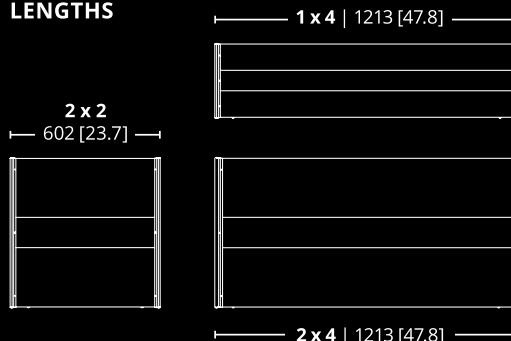
Rectangular printed overlay and decorative rails

The uniform lighting of Carlisle delivers a balanced amount of light to work stations and walls making it an ideal ambient lighting specification for commercial office spaces, schools and hospitals.

CROSS SECTIONS



LENGTHS



ORDERING LOGIC

Sample part number: **TC5-2L35K-24-PCB-W-L21-T-3-90**

Series/Model	TC5	
Color Temp	2L30K	3000K
	2L35K	3500K
	2L40K	4000K
	2LTUN	Tunable White (2700 - 6500K)*
90 CRI is available under OPTIONS		
Size	14	1 x 4 ft
	22	2 x 2 ft
	24	2 x 4 ft
Optics	PCB	Polycarbonate Basket Lens
	PCB70	Polycarbonate Basket Lens with decorative rails
	PCB24	Polycarbonate Basket Lens with rectangular printed overlay and decorative rails
Finish	W	White
	AM	Antimicrobial White Paint
	C	Custom Finish*
Light Level/Driver	L1	See Performance Summary at 3500K (right)
	L2	
	L3	
	L4	
	L5	
Circuitry	1	1 Circuit
	EM	Emergency/Night Light (Consult factory)
	B	Battery Pack
Mounting	T	Recessed T-bar
		<i>Recessed Drywall Mounting Kit is available under OPTIONS</i>
Voltage	3	347V
	4	UNV (120 - 277V)
Controls*	CLM	Connected Lighting Module
Options	90	90 CRI, High R9
	DK14	Recessed Drywall Kit 1x4
	DK22	Recessed Drywall Kit 2x2
	DK24	Recessed Drywall Kit 2x4
	AIR	Air In / Air Return*
		None (Leave space empty)

*Consult factory.

BENEFITS

- Available in 1x4, 2x2 and 2x4 ft configurations
- Dimming standard – 0-10V to 1% – Universal 120-277V and 347V
- Suitable for damp locations

PERFORMANCE SUMMARY at 3500K

L = Lumens
W = Wattage
E = Efficacy

		1X4			2X2			2X4		
		L	W	E	L	W	E	L	W	E
Optics: PCB	L1	3047	23.3	131	2527	20.7	122	3045	22.1	138
	L2	3539	26.6	133	3060	25.0	122	4068	29.2	139
	L3	4071	30.6	133	3547	29.1	122	5049	36.8	137
	L4	5053	38.2	132	4052	33.7	120	6564	47.9	137
	L5	7005	54.4	129	4576	38.7	118	8074	60.6	133
Color Rendering (CRI) ¹		80+								
L80 Estimate (h)		≥ 50,000 hrs								

¹ See page 2 on spec sheet for complete Light Level Performance chart and 90 CRI Lumen Adjustment Factor chart.



Efficacy: 133 LPW
Lumens: 4071
Wattage: 30.6

TC5-2L35K-14-PCB-W-L3



Efficacy: 122 LPW
Lumens: 3547
Wattage: 29.1

TC5-2L35K-22-PCB-W-L3



Efficacy: 137 LPW
Lumens: 5049
Wattage: 36.8

TC5-2L35K-24-PCB-W-L3

For more information about our new products, please visit www.metalumen.com

Metalumen reserves the right to change specifications for product improvement without notice.

20220609