
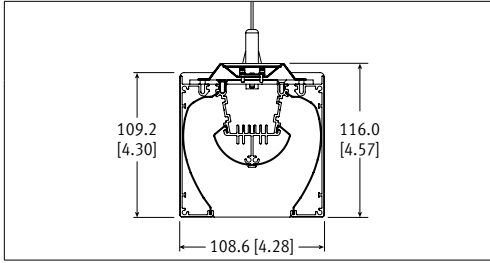


Mega M4PI

LED . Pendant . Direct/Indirect



CAT #:
PREP BY:
DATE:
PROJECT:
TYPE:
NOTES:

ORDERING LOGIC

Sample part number: M4PI-3L35K-4-CN-SA-UML3UD-PA-1-NR-C

Optics												
M4PI			C	N						N		
Series/Model	Color Temp	Length	Up	Down	Finish	LL/Driver	Circuitry	Mounting	Voltage	Control	Drive Loc.	End Cap
Color Temp		Optics Up		Light Levels (LL) /Driver				Circuitry		Controls		
3L30K = 3000K		C = Clear Dust Cover		Fixture Lumens Light level measured at 3500K. Add 3% lumen output for 4000K or subtract 2% lumen output for 3000K.				1 = 1 Circuit		N = None		
3L35K = 3500K		Optics Down						0-10V Dimming (Standard)		UD = Up/Down Switching		Driver Location
3L40K = 4000K		N = None						Mounting		N = None (mounted integral)		
Length		Finish						PA = Pendant Aircraft Cable		R = Remote Driver Box		
2 = 2 ft		B = Black						PT = Pendant Aircraft Cable for T-Bar		RC = Remote Surface Canopy		
4 = 4 ft		SA = Satin Aluminum						SS = Solid Stem		End Cap Options		
8 = 8 ft		W = White						SELECT HANGER LENGTH AND HANGER FINISH ON P.2		C = Closed (Standard)		
R = Continuous Rows (Consult factory)		C = Custom Finish Specify RAL#:						Voltage		O = Open		
								1 = 120 V		X = Custom (Consult Factory)		
								2 = 277 V				
								3 = 347 V				
								4 = UNV (120 - 277 V)				

SPECIFICATIONS

Due to the Continuous Improvement Policy at Metalumen, we reserve the right to change our specifications without notice.

Housing: Rigid 3-piece extruded aluminum body with 22-gauge steel top cover plate.
End Caps: Steel powder coated, closed (standard) or semi-open end. Consult factory for custom end caps.
Optical System: MetaLED mid-flux LED technology transmits to internal smooth, high performance reflectors. Open luminaire, no lens design.
CRI: 83+ (3500K) (80 minimum for all CCT)

Lumen Maintenance: At an ambient operating temperature of 25°C our LED system output remains useful at L85 ≥ 60 000hrs.
Finish: Black, satin aluminum, or white powder coated paint finish. For custom finish, contact factory.
Mounting: Steel aircraft cable complete with a Quick-Grip field adjustable suspension system provides for quick and easy on-site alignment.
Drivers: Metalumen offers dimming drivers

as a standard on our entire LED product offering at 0-10V. Dimming range is down to 1%. Power factor @ full load is > 90% with a Class 2 rating.
Controls: Not available.
Lutron Driver Options: Consult factory for Lutron LED driver options:
LHE H-Series Hi-lume 1% EcoSystem
LAE A-Series Hi-lume 1% EcoSystem
LA2 A-Series Hi-lume 1% 2-wire

L5E 5-Series EcoSystem
Approvals: Certified to NRTL safety and IES Recommendation testing standards. All components are UL/CSA/QPS recognized or listed, RoHS, LM79, LM80 and LM82 compliant.
Environment: Suitable for dry locations.

APPROVALS Signature _____

Date _____

FILE NAME: M4PI_LED_P_SPEC_SHEET_20190215

570 Southgate Drive, Guelph, Ontario N1G 4P6
 Mailing Address: P.O. Box 1779 Guelph, Ontario, N1H 6Z9

1.800.621.6785 | T 519.822.4381 | F 519.822.4589
 www.metalumen.com


Metalumen


WARRANTY

Metalumen will warrant defective luminaires for 5 years from date of purchase. Warranty is valid if luminaire is installed and used according to specification. If defective, Metalumen will send replacement boards or drivers at no cost along with detailed replacement instructions and instructions on how to return defective components to Metalumen.

FEATURES

 **COMMERCIAL // Commercial Lighting** - With over 30 years of successful architectural lighting, providing unique concept and installation solutions has become second nature. Metalumen's Start to End Development Process results in unique performance, design and architectural requirements from concept through implementation. Metalumen's Lighting Solutions have been applied to customer projects requiring: high profile architectural installations; improved energy efficiency; retrofit installations; unique installations. Metalumen can provide top-quality innovative fixtures when and where they are needed and, at the same time, allow the customer to determine their level of involvement in Metalumen's Start to End Development Process.

 **Edulumen** is a collection of premium luminaires that maximize both the functionality and performance of any educational facility. Based on maximum efficiency, integration of controls and exceptional design, Edulumen will earn high marks for meeting your requirements. Students challenge themselves throughout the day to achieve, and Metalumen is dedicated to this by creating sustainable environments that foster enhanced educational experiences

 **M E T A LED** boards with a raw efficacy of over 120lm/W, proprietary to Metalumen. A slim LED platform for any of your LED linear application.

LUMINAIRE WATTAGE & OUTPUT SPECIFICATION

Uplight Level	Downlight Level	Code	Wattage	Lumens Delivered	Efficacy (LPW)	Up/Down (%)
Low Up	L1	ULL1	38	3736	97.8	35/65
Medium Up		UML1	41	4090	99.6	41/59
High Up		UHL1	46	4806	104.5	50/50
Low Up	L2	ULL2	46	4404	96	30/70
Medium Up		UML2	49	4757	97.7	35/65
High Up		UHL2	54	5477	102	43/57
Low Up	L3	ULL3	59	5758	97.6	23/77
Medium Up		UML3	62	6112	98.8	27/73
High Up		UHL3	67	6830	102.3	35/65
Low Up	L4	ULL4	108	9841	91.4	14/86
Medium Up		UML4	111	10190	92.2	17/83
High Up		UHL4	115	10913	94.5	22/78

HANGER LENGTH AND FINISH

Select Hanger Length and Finish:

HANGER FINISH	
<input type="checkbox"/>	White (Standard)
<input type="checkbox"/>	Custom Specify RAL#: _____

SOLID STEM - 1/2" OD STANDARD				
Standard supplied length is 18" (460mm). Hangers will be supplied at closest length. All other lengths are considered custom unless otherwise stated.				
	IMPERIAL (in)	METRIC (mm)		METRIC (mm)
<input type="checkbox"/>	12	305	<input type="checkbox"/>	33
<input type="checkbox"/>	15	380	<input type="checkbox"/>	36
<input type="checkbox"/>	18	460	<input type="checkbox"/>	39
<input type="checkbox"/>	21	533	<input type="checkbox"/>	42
<input type="checkbox"/>	24	610	<input type="checkbox"/>	45
<input type="checkbox"/>	27	685	<input type="checkbox"/>	48
<input type="checkbox"/>	30	760		
<input type="checkbox"/>	Custom length (indicate length in inches): _____			

AIRCRAFT CABLE				
Total adjustment range is 6" up & down for each standard length. All other lengths are considered custom unless otherwise stated.				
	IMPERIAL (in)	METRIC (mm)		METRIC (mm)
<input type="checkbox"/>	12	305	<input type="checkbox"/>	54
<input type="checkbox"/>	18	460	<input type="checkbox"/>	60
<input type="checkbox"/>	24	610	<input type="checkbox"/>	72
<input type="checkbox"/>	30	760	<input type="checkbox"/>	96
<input type="checkbox"/>	36	915	<input type="checkbox"/>	120
<input type="checkbox"/>	42	1067	<input type="checkbox"/>	144
<input type="checkbox"/>	48	1220		
<input type="checkbox"/>	Custom length (indicate length in inches): _____			

PHOTOMETRIC DATA - 3500K

UHL3

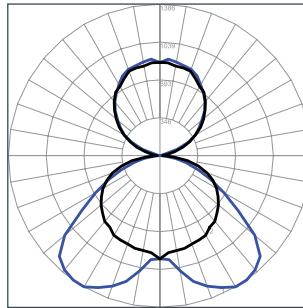
File Name: M4PI-2L35K-4-CN-UHL3
 Luminaire Lumens: 6843
 Total Watts: 67
 Efficacy: 102 lms/W
 Optics Up: Clear Dust Cover
 Optics Down: None

COEFFICIENTS OF UTILIZATION

Zonal Cavity Method
 Effective Floor Cavity Reflectance = .20

RC	80				70				50			
	RW	70	50	30	10	70	50	30	10	50	30	10
RCR												
0	111	111	111	111	104	104	104	104	92	92	92	
1	100	96	91	88	94	90	86	83	79	77	74	
2	91	83	76	70	85	78	72	67	69	64	60	
3	82	72	64	58	77	68	61	55	60	54	49	
4	75	63	55	48	70	59	52	46	53	46	41	
5	68	56	47	41	64	53	45	39	47	40	35	
6	63	50	41	35	59	47	39	33	42	35	30	
7	58	45	36	30	54	42	34	29	38	31	26	
8	54	40	32	26	50	38	31	25	34	28	23	
9	50	37	29	23	47	35	27	22	31	25	20	
10	46	34	26	21	43	32	25	20	28	22	18	

PHOTOMETRIC CURVE



CANDLE DISTRIBUTION

Vertical Angle	Horizontal Angle				
	0	22.5	45	67.5	90
0	942.71	942.71	942.71	942.71	942.71
5	891.84	916.33	937.64	943.92	952.85
10	880.7	921.56	995.2	1056.21	1069.68
15	877.27	938.72	1053.06	1153.08	1188.82
20	858.97	962.76	1141.44	1242.33	1268.3
25	851.62	1006.71	1204.52	1323.51	1331.18
30	839.4	1015.05	1261.19	1337.72	1384.64
35	798.34	1032.19	1263.13	1361.96	1385.73
40	782.41	1023.08	1246.22	1320.27	1359.79
45	739.63	1011.21	1220.14	1283.31	1301.02
50	701.47	984.98	1160.76	1174.36	1133.89
55	650.55	930	1066.45	940.39	873.13
60	600.97	852.45	883.28	712.28	677.41
65	535.92	777.02	665.2	545.41	511.04
70	462.64	636.35	475.05	391.24	374.11
75	364.81	448.85	315.49	260.64	244.91
80	258.01	272.24	181.9	154.82	147.93
85	127.03	120.91	80.45	61.28	55.56
90	34.27	39.26	19.14	7.66	2.1
95	23.55	27.26	17.05	7.3	3.98
100	68.16	63	21.98	12.54	9.26
105	141.3	136.54	110.18	32.14	19.45
110	223.63	208.17	208.97	200.14	168.98
115	300.67	291	286.71	287.6	283.02
120	379.41	377.85	364.04	369.51	373.32
125	455.01	454.44	444.88	439.95	436.84
130	520.67	531.01	514.12	504.36	500.63
135	586.28	593.11	593.09	575.04	579.21
140	648.49	656.28	642.45	633.31	641.27
145	706.38	708.52	708.4	695.99	696.14
150	730.15	749.37	755.08	749.5	749.53
155	775.95	790.18	804.21	799.86	804.31
160	822.23	822.14	830.09	840.94	840.86
165	832.33	838.51	848.06	858.88	852.13
170	833.34	837.85	849.16	871.54	869.98
175	851.7	878.35	841.54	878.27	885.78
180	852.48	852.48	852.48	852.48	852.48

LUMINANCE DATA (CD/M²)

Vertical Angle	Horizontal Angle		
	0	45	90
45	6561	6627	6249
55	6870	6012	4253
65	7264	4025	2605
75	7208	2130	1353
85	4901	636	346