


RAIL 2 ACOUSTIC (LIT)

RAIL2-ACL . LED . PENDANT . DIRECT



FEATURES

- Optimal lighting partnered with sound absorbing baffle technology by **EZO** BOARD
- Baffle height options of 8", 12" or 16"
- Baffle material is resistant to bacteria and moisture.

| | |
|---------------------|--------------------|
| PART #: | |
| PREP BY: | DATE: |
| PROJECT: | QTY: |
| NOTES: | |
| APPROVAL SIGNATURE: | DATE (DD/MM/YYYY): |

PERFORMANCE SUMMARY


3500K, Meta Blanc Optics

| | |
|------------------|--|
| Lumens per foot | 750 |
| Wattage per foot | 6.0 |
| Efficacy (lm/W) | 98 |
| L70 Estimate (h) | ≥ 60,000 hrs |
| NRC | 1.10 |
| Sabins | Per Lineal Foot: 1.33 / Per Lineal Meter: 4.35 |

See page 2 for complete performance data.

COMPLEMENTARY PRODUCT

Rail 2 Acoustic Unlit
RAIL2-ACU



ORDERING LOGIC

Example Part Number: RAIL2-ACL-35K-8-MB-08CG-500EM-TRT18-1

| RAIL2 | | ACL | | | | MB | | | | | | | | | | |
|---|---|------------------------------|--|--|---|---|---|---|--|----|---|----|--|--|--|--|
| 1 | 2 | 3 | 4 | 5 | 6 | 7 | 8 | 9 | 10 | 11 | 12 | 13 | 14 | | | |
| 1. SERIES RAIL2 | | 2. MODEL ACL Acoustic Lit | | 3. COLOR TEMP 30K 3000K 35K 3500K 40K 4000K | | 4. LENGTH 2 2 ft 3 3 ft 4 4 ft 5 5 ft 6 6 ft 7 7 ft 8 8 ft RA Continuous Rows C Custom Length / Configurations (Consult factory) _ None (leave space empty) | | | 5. PATTERN Consult factory | | 6. OPTICS MB Meta Blanc Meta Blanc: Opal diffuse lens | | 7. ACOUSTIC BAFFLE Code example: 08 SG ↑ ↑ Height 8 Inches Color / Wood Print Silver Gray Height 08 8 Inches 12 12 Inches 16 16 Inches Color / Wood Print See page 3 for options & codes | | | |
| 8. LIGHT LEVEL / DRIVER 500 lm/ft 750 lm/ft 1000 lm/ft Select Driver below. See Light Level Performance chart on p2. | | | 9. CIRCUITRY 1 1 Circuit EM Emergency / Night Light B Emergency Battery Pack ¹ | | 10. MOUNTING PAX Pendant Aircraft Cable PTX Pendant Aircraft Cable for T-bar TRTX Threaded Rod for T-bar TRUX Threaded Rod for Unistrut Replace "X" with length (inches) selected below. Select Hanger Length and indicate Canopy and Power Cord Finish below | | | | 11. VOLTAGE 1 120V 2 277V 3 347 V (Consult factory) 4 UNV (120 - 277V) | | 12. SENSORS Please see last page for fixture integrated SENSORS and CONTROLS Order Logic codes | | 13. CONTROLS | | 14. OPTIONS 90 90 CRI (High R9) _ None (leave space empty) | |

¹ Battery operates 4ft sections only.

Select Driver:

- ☐ Factory option 0-10V, 1% Dimming
- ☐ **LHE** Lutron H-Series Hi-lume 1% EcoSystem LED Driver
- ☐ **LA2** Lutron A-Series Hi-lume 1% 2-wire LED Driver
- ☐ **LSE** Lutron S-Series EcoSystem LED Driver

Select Hanger Length

Total aircraft adjustment range is 6" up & down for each standard length. See detailed hanger diagrams on page 5. All other lengths are considered custom unless otherwise stated.

NOTE: If no selection is made, a 48" hanger will be supplied.

| Select: | Imperial (in) | Metric (mm) |
|--------------------------|---------------|-------------|
| <input type="checkbox"/> | 12 | 305 |
| <input type="checkbox"/> | 18 | 460 |
| <input type="checkbox"/> | 24 | 610 |
| <input type="checkbox"/> | 30 | 760 |
| <input type="checkbox"/> | 36 | 915 |
| <input type="checkbox"/> | 42 | 1067 |
| <input type="checkbox"/> | 48 | 1220 |

| Select: | Imperial (in) | Metric (mm) |
|--------------------------|----------------------|-------------|
| <input type="checkbox"/> | 54 | 1372 |
| <input type="checkbox"/> | 60 | 1525 |
| <input type="checkbox"/> | 72 | 1830 |
| <input type="checkbox"/> | 96 | 2440 |
| <input type="checkbox"/> | 120 | 3050 |
| <input type="checkbox"/> | 144 | 3660 |
| <input type="checkbox"/> | Custom Length: _____ | |

Canopy and Power Cord Finish

White canopy & cord is standard

| Canopy | Cord |
|--|--|
| <input type="checkbox"/> Custom RAL: _____ | <input type="checkbox"/> Custom RAL: _____ |

PERFORMANCE

LIGHT LEVEL

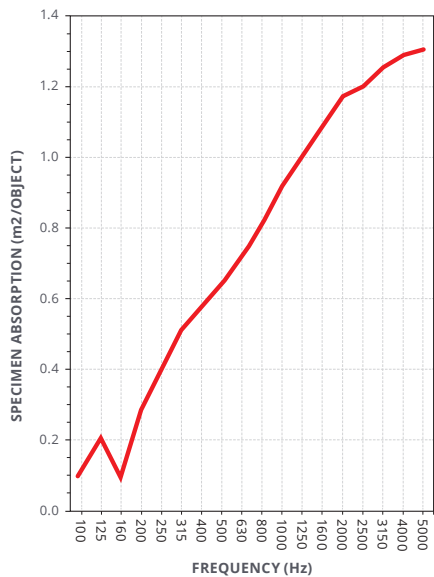
3500K, 80 CRI, 0-10V Dimming

| Optics | Lumens per foot | Wattage per foot | Efficacy (lm/W) |
|------------|-----------------|------------------|-----------------|
| Meta Blanc | 500 | 5.0 | 99 |
| | 750 | 7.6 | 99 |
| | 1000 | 10.1 | 99 |


Metalumen's light level performance metrics are subject to manufacturers component tolerances.

ACOUSTIC

Sound Absorption Report
9mm (3/8 inch)
(6 baffles, 12 inches apart)



NRC: 1.10
SABINS: Per Lineal Foot: 1.33
Per Lineal Meter: 4.35



BAFFLE OPTIONS

EZO
B O R D

STANDARD COLORS

**PB** Pure Black**CG** Charcoal Gray**ES** Ebony Slate**DG** Dark Gray**SG** Silver Gray**CW** Classic White**LB** Light Beige**DS** Desert Sand**SD** Sunny Days**TO** Tiger Orange**RR** Ruby Red**DP** DeepPurple**MN** Midnight Navy**PI** Polar Ice**GA** Green Apple

WOOD GRAIN PRINTS

**WCM** Cherry Mate**WGO** Gray Oak**WAS** Ash**WBS** Birch Sand**WYO** Yellow Oak**WMM** Marmar Maple**WDO** Dark Oak**WWL** Walnut**WAP** Apple**WWN** Wenge

BAFFLE SPECIFICATIONS

Composition: 100% PET (min. 50% recycled content)
Thickness: $\frac{3}{8}$ " (9mm) | ± 0.5 mm
Weight: $\frac{3}{8}$ " (9mm) sheet: 8.4lbs (3.8kg) | $\pm 5\%$
Hardness: 60-65 (Shore C)
Fire Testing:
 • North America:

- ASTM E-84 Class A*- CAN ULC S102-10
 • Europe and UK:
 - EN13501-1: 2007
Acoustics: Refer to ASTM C423-17 test charts for specific absorption coefficients. NRC 0.75 (subject to mounting conditions)
Product Variances: Variation in fiber

mix and colour may occur. All products will be supplied within commercial tolerances.

General: Tackable, impact resistant, bacteria resistant, moisture resistant, installation friendly.

Environment: Made of polyester fiber, min. 50% of which comes from recycled

water bottles which contributes to LEED MR Credit and BREEAM Health and Wellbeing, Materials points due to recycled content, acoustic performance, and low emitting materials.
 No VOC's: CDPH v1.2 and REACH SVHC Compliant.

EZOBORD COMMITMENT TO THE ENVIRONMENT

There are approximately 50 billion water bottles consumed around the world each year, and only about half of those get recycled. The rest end up in landfills, littered through our neighborhoods, or floating in our oceans.

Bottled water consumption has more than doubled since 2000; in 2015 there was the equivalent of more than 5

bottles of water consumed for every person in the USA every single week. This, of course, means that the amount of oil required to produce the energy used for the water bottling process continues to grow.

In 2007, the last year global statistics of oil consumption were available, between 32 million and 54 million barrels of oil were used to produce the

bottled water that was consumed in the USA alone. This energy is used to make the bottles from PET pellets (1 million tons in the USA), treat water, bottle the water, label the bottles, and transport the bottled water.

Most of the energy consumption occurs in the creation of the bottles themselves. To help in the lifecycle of this plastic product, we have chosen to manufacture our material so that

it recycles these PET bottles. We are doing our part to reduce the waste. This acoustical and tackable material is made from PET bottles in a zero-waste process with postindustrial recycling. An environmentally friendly, sustainable, and waste reduced alternative to traditional acoustical/tackable material that looks great in any office, education, or open space installation.

HANGER

Aircraft Cable & Cord

Contractor to attach hanger bracket to structure of suitable strength to support fixture

Screws by others

Hanger Bracket

38 mm [1.5 in] deep octagon box (by others)

Knurled Nut

127 [5.0] DIA Canopy (STD White)

STD White power cord (supplied 610 mm [24 in] longer than specified suspension length)

Aircraft Cable

Adjustable cable holder (±150 [6.0] from dimension specified)

Standard Hanger Length: 460 [18.0] Please specify if other than standard

NOTE: same detail (less power cord) applicable at non-power suspension points.

Note Bracket Orientation

Suitable for sloped ceiling applications

NOTE: Any change to cable or the removal of crimps, transfers liability from Metalumen Mfg. Inc. to contractor making the alterations

T-Bar Aircraft Cable & Cord

Suspension to Structure (by others)

Drop ceiling J-Box (Supplied)

15/16 inch T-Bar (by others)

Standard Hanger Length: 460 [18.0] Please specify if other than standard

NOTE: Same detail (less power cord) applicable at non-power suspension points.

NOTE: Any change to cable or the removal of crimps, transfers liability from Metalumen Mfg. Inc. to contractor making the alterations.

Threaded Rod for T-Bar

Select rod length on page 1

Threaded Rod

Acoustic baffle

Front / End View

Side View

Threaded Rod for Unistrut

Select rod length on page 1

Unistrut

Threaded Rod

Acoustic baffle

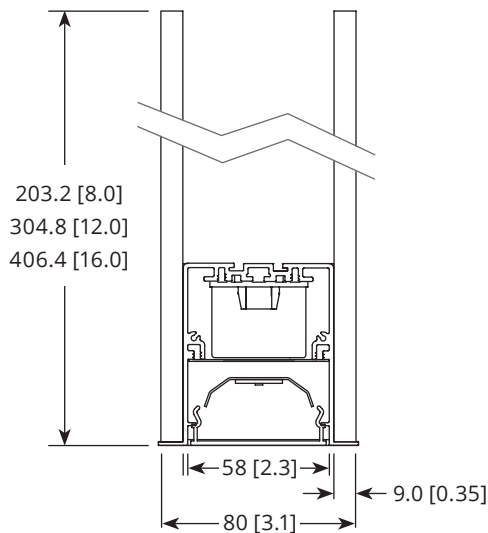
Front / End View

Side View

WIRING

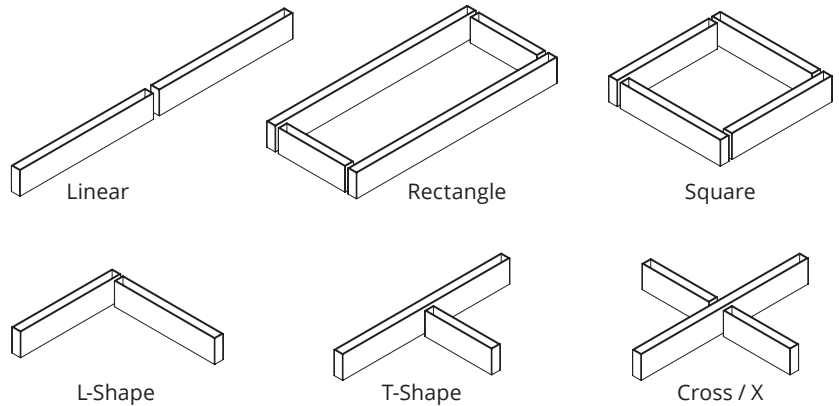
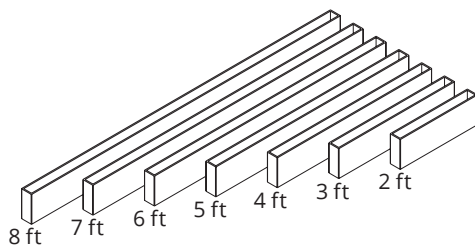
| Standard | Up/Down Switching | Emergency / Night Light | Emergency Battery Pack |
|---|---|--|---|
| <p>BLACK - LINE WHITE - NEUTRAL GREEN - GROUND RED - CAPPED/SW LEAD VIOLET - DIM(+) PINK - DIM(-)</p> | <p>BLACK - LINE (UP) WHITE - NEUTRAL GREEN - GROUND RED - LINE (DOWN) VIOLET - DIM(+) PINK - DIM(-)</p> | <p>BLACK - LINE WHITE - NEUTRAL GREEN - GROUND RED - CAP OFF</p> | <p>BLACK - LINE WHITE - NEUTRAL GREEN - GROUND RED - UNSWITCHED HOT</p> |

CROSS SECTIONS



LENGTHS & CONFIGURATIONS

2 ft - 609.6 [24.0] **6 ft** - 1828.8 [72.0]
3 ft - 914.4 [36.0] **7 ft** - 2133.6 [84.0]
4 ft - 1219.2 [48.0] **8 ft** - 2438.4 [96.0]
5 ft - 1524.0 [60.0]



SPECIFICATIONS

Due to the Continuous Improvement Policy at Metalumen, we reserve the right to change our specifications without notice.

Housing: Rigid extruded aluminum body, 2.0mm (0.08") nominal wall thickness. Aluminum end caps.

Optical System: Metalumen luminaires are designed to utilize leading edge LED technology combined with luminaire optimized reflectors and our custom diffusers, resulting in industry leading optical performance.

CRI: 83+ for 3500K, 80 minimum for all

CCTs in standard configurations.

Lumen Maintenance: Minimum 50,000h with TM-21 lumen maintenance of 85% @ 25°C ambient temperature (calculated based on IESNA LM-80-08 LED test data). L70: ≥60,000hrs.

Paint Finish: White standard finish. For custom finish, contact factory.

Weight: 0.95 kg/300mm [2.1 lb/ft]

Mounting: Aircraft cable complete

with a Quick-Grip field adjustable suspension system. Threaded rod for t-bar and unistrut metal framing system.

Electrical: Factory prewired with easy wire quick connect sections.

Drivers: Metalumen offers 0-10V dimming* as a standard on our entire LED product offering. Dimming range is 1%-100%. Power factor is > 90%. Class 2 rating. Drivers are integral.

Approvals: All components are UL/CSA/QPS recognized or listed. RoHS compliant. This product is cULus listed.

Environment: Suitable for dry or damp locations.

**Standard drivers compatible with passive/sinking dimmers. Please contact Metalumen if active/sourcing dimmer support is required.*

WARRANTY

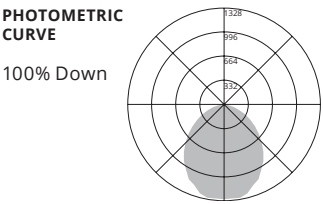
Metalumen will warrant defective luminaires for 5 years from date of purchase. Warranty is valid if luminaire is installed and used according to specification. If defective, Metalumen will send replacement boards or drivers at no cost along with detailed replacement instructions and instructions on how to return defective components to Metalumen.

PHOTOMETRIC DATA - 3500K, 80 CRI

Optics: **Meta Blanc**
IES File: **RAIL2-ACL-1L35K-4-MB-L750**
Lumens: **500/ft** Wattage: **5.0/ft**
Efficacy: **99 lm/W**

| ZONAL LUMEN SUMMARY | | |
|---------------------|--------|-------|
| Zone | Lumens | %Fixt |
| 0-90 | 2998 | 100 |
| 90-180 | 0 | 0 |
| 0-180 | 2998 | 100 |

| LUMINANCE DATA (CD/M2) | | | |
|------------------------|------------------|------|------|
| Vertical Angle | Horizontal Angle | | |
| | 0 | 45 | 90 |
| 45 | 13058 | 6938 | 5596 |
| 55 | 11151 | 4894 | 3719 |
| 65 | 8974 | 3136 | 2251 |
| 75 | 6139 | 1493 | 1051 |
| 85 | 2653 | 340 | 251 |



Photometric performance is measured and scaled in accordance with IESNA LM-79.

SENSORS AND CONTROLS


















Metalumen offers intelligent standalone and/or connected luminaires with various integrated sensing and control system* connectivity options. The table below outlines some of the more common combinations and solutions offered. If you do not see the controls solution or the type of sensing technology you require for your project please contact us and we will work with you to try and identify a solution to meet your needs.

*Control system, installation and commissioning provided by others.

Examples:

WattStopper Daylight Sensor Standalone Luminaire: RAIL2-ACL-35K-12-MB-12RR-L31-PA18-1-**DW**-90

Occupancy Sensor with Casambi Wireless Bluetooth Mesh Control Capability: RAIL2-ACL-35K-12-MB-12RR-L31-PA18-1-**O-CAB**-90

| ORDER LOGIC FIELDS | | SENSOR FEATURE / BEHAVIOR | | LUMINAIRE CONTROL / CONNECTIVITY | DESCRIPTION |
|--------------------|--------------|---|---|----------------------------------|---|
| 11. SENSORS | 12. CONTROLS | OCCUPANCY (PIR) | DAYLIGHT HARVESTING | | |
| OF | - |  | None | Standalone | Factory Sensor - Occupancy Behaviors configured via BLE App |
| OW | - |  | None | Standalone (WattStopper) | Wattstopper Standalone Occupancy Sensor |
| DW | - | None |  | Standalone (WattStopper) | Wattstopper Standalone Daylight Harvesting Sensor |
| ODW | - |  |  | Standalone (WattStopper) | Wattstopper Standalone Occupancy and Daylight Harvesting Sensors |
| O | - CAB |  | None | Casambi Bluetooth Mesh | Casambi Bluetooth Mesh Connectivity with Occupancy Sensing |
| OD | - CAB |  |  | Casambi Bluetooth Mesh | Casambi Bluetooth Mesh Connectivity with Daylight Harvesting and Occupancy Sensing |
| | - CAB | None | None | Casambi Bluetooth Mesh | Casambi Bluetooth Mesh Connectivity (no sensors) |
| O | - SLVR |  | None | Silvair Bluetooth Mesh | Open Standard Bluetooth Mesh Connectivity with Occupancy Sensing |
| OD | - SLVR |  |  | Silvair Bluetooth Mesh | Open Standard Bluetooth Mesh Connectivity with Daylight Harvesting and Occupancy Sensing |
| | - SLVR | None | None | Silvair Bluetooth Mesh | Open Standard Bluetooth Mesh Connectivity (no sensors) |
| | - OSRM | None | None | Osram Encelium | Osram Encelium connectivity |
| OD | - OSRM |  |  | Osram Encelium | Osram SensiLum Connectivity for Encelium with Occupancy and Daylight Harvesting |
| OD | - ENL |  |  | Enlighted ONE | Occupancy and Daylight Harvesting Capable Supports EnlightedONE room control as well and upgrade path for Enlighted Connected and Enlighted IoT offering advanced applications, analytics and insights for Space Utilization/Optimization, Asset Tracking, Energy Monitoring, HVAC Integration etc.. |
| | - DALI | None | None | DALI addressable wired Luminaire | Generic DALI addressable luminaire |
| | - ECOS | None | None | Lutron Ecosystem | Lutron Ecosystem addressable wired luminaire NOTE: See Driver Selection options for specific driver |

Wattstopper®

enlighted™
A Siemens Company

SILVAIR

CASAMBI

OSRAM

LUTRON®



HUBBELL
Control Solutions

signify
PHILIPS