



HEALUX 4 HC4WD

RECESSED . DIRECT

 Medilumen™ Healthcare Lighting


- **Medical antimicrobial powder coat paint enhances infection control**
- Efficacy up to 121 LPW
- Recessed design reduces exposed surface area for efficient cleaning
- Wet location rated & IP54 protection for resistance against water, dust, and cleaning agents
- Standard 90 Color Rendering Index to meet Color Observation Index

5 YEAR
WARRANTY







| | |
|---------------------|--------------------|
| PART #: | |
| PREP BY: | DATE: |
| PROJECT: | QTY: |
| NOTES: | |
| APPROVAL SIGNATURE: | DATE (DD/MM/YYYY): |

PERFORMANCE SUMMARY @ 3500K

| | Meta Blanc MB | Luma Span LS | Luma Asym. LA |
|------------------|---------------|--------------|---------------|
| Light Level | 50 | 50 | 50 |
| Lumens per foot | 574 | 522 | 525 |
| Wattage per foot | 5.7 | 4.7 | 4.4 |
| Efficacy | 100 | 112 | 118 |
| L70 Estimate (h) | ≥ 60,000 hrs | | |

See complete Light Level Performance and Photometric Data on p2

OTHER MEDILUMEN PRODUCTS



ORDERING LOGIC

Example Part Number: HC4WD-35K-8-MB-AM-1001-D-4-90

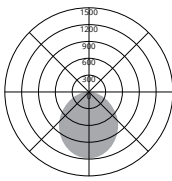
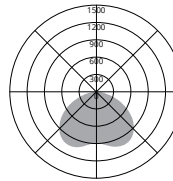
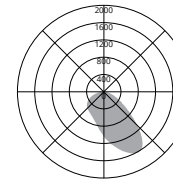
| HC4WD | | | | | | | | | | |
|--|--|---|---|--|---|---|---|---|----|----|
| 1 | 2 | 3 | 4 | 5 | 6 | 7 | 8 | 9 | 10 | 90 |
| 1. SERIES HC4WD Direct | 2. COLOR TEMP 30K 3000K 35K 3500K 40K 4000K 90 CRI is standard | 3. LENGTH 4 4 ft 5 5 ft 6 6 ft 7 7 ft 8 8 ft | 4. OPTICS MB Meta Blanc IK10 LS Luma Span (Batwing) LA Luma Asymmetric MB: Acrylic opal diffuse lens LS, LA: Acrylic high output semi-diffuse lens See Photometric Data on p2 | 5. FINISH MW Medical White Powder Coat Finish AM Medical Antimicrobial White Powder Coat Finish MC Medical Custom Finish Specify RAL: | | | | | | |
| 6. LIGHT LEVEL / DRIVER 50 500 lm/f 75 750 lm/f C Custom Range. Specify lumens: (Total lumens between 500-1000 at 50 lm intervals) Select Driver below. See Light Level Performance chart on p2. | 7. CIRCUITRY 1 1 Circuit EM Emergency / Night Light B Emergency Battery Pack* (remote mounted) | 8. RECESSED MOUNTINGS D Drywall Flanged DF Drywall Flangeless (Threaded Rod) SC Specialty Ceilings (Threaded Rod Flanged) T T-Bar | 9. VOLTAGE 3 347 V 4 UNV (120 - 277V) | 10. CONTROLS _ None (leave space empty) | 11. OPTIONS _ None (leave space empty) | | | | | |

*Consult factory. | *Pattern record drawings showing mounting locations will be sent out upon order.

Select Driver: ☐ **FD** Factory option 0-10V, 1% Dimming
☐ **D2** DALI

LIGHT LEVEL PERFORMANCE & PHOTOMETRIC DATA

3500K, 90 CRI, 0-10V Dimming (Standard)

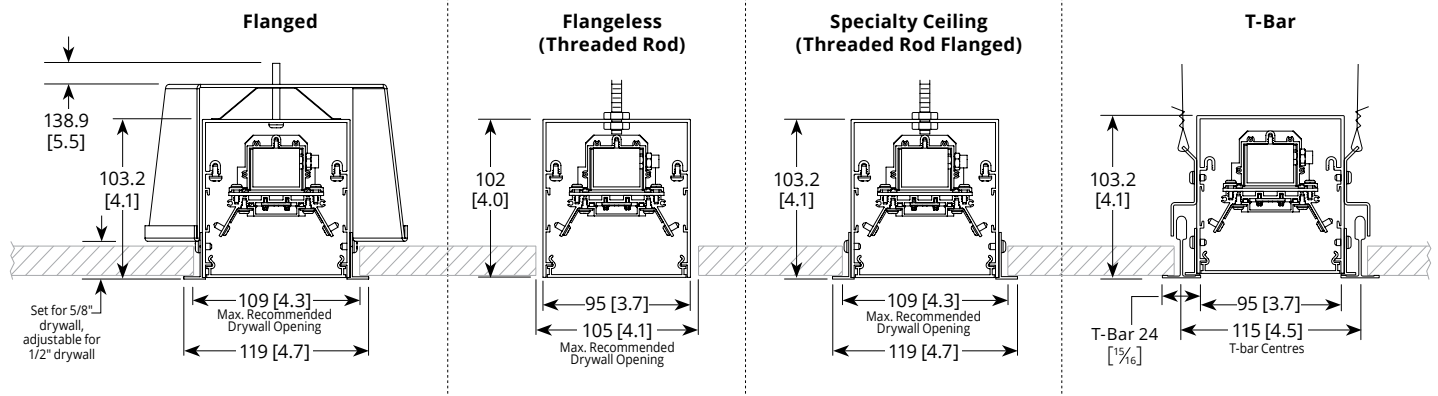
| | | Meta Blanc (MB) | | | Luma Span (LS) | | | Luma Asymmetric (LA) | | |
|--|------------------------------|---|------------------|----------------|---|------------------|----------------|---|------------------|----------------|
| Light Level | | Lumens per foot | Wattage per foot | Efficacy (LPW) | Lumens per foot | Wattage per foot | Efficacy (LPW) | Lumens per foot | Wattage per foot | Efficacy (LPW) |
| 50 | | 574 | 5.7 | 100 | 522 | 4.7 | 112 | 525 | 4.4 | 118 |
| 75 | | 790 | 8.1 | 97 | 772 | 6.9 | 111 | 772 | 6.4 | 121 |
| 100 | | 1090 | 11.8 | 93 | 1025 | 9.4 | 109 | 1016 | 8.8 | 116 |
| Light Level 75 | IES File | HC4WD-35K-4-MB-75 | | | HC4WD-35K-4-LS-75 | | | HC4WD-35K-4-LA-75 | | |
| | Distribution % (Down / Up) | 100 / 0 | | | 100 / 0 | | | 100 / 0 | | |
| | Zonal Lumens (0-90 / 90-180) | 3156 / 0 | | | 3086 / 0 | | | 3088 / 0 | | |
| | Distribution Curve |  | | |  | | |  | | |
| Photometric performance is measured and scaled in accordance with IESNA LM-79. | | | | | | | | | | |

Lumen Adjustment Factor (Standard)

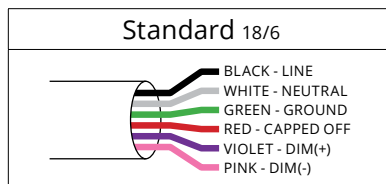
| Color Temp | 90 CRI |
|------------|--------|
| 3000K | 0.984 |
| 3500K | 1.000 |
| 4000K | 1.032 |

Metalumen's light level performance metrics are subject to manufacturers component tolerances.

CROSS SECTION



WIRING



WARRANTY

Metalumen will warrant defective luminaires for 5 years from date of purchase. Warranty is valid if luminaire is installed and used according to specification. If defective, Metalumen will send replacement boards or drivers at no cost along with detailed replacement instructions and instructions on how to return defective components to Metalumen.

SPECIFICATIONS

Due to the Continuous Improvement Policy at Metalumen, we reserve the right to change our specifications without notice.

Housing: Rigid extruded aluminum body, 2.0mm (0.08") nominal wall thickness. Aluminum formed end caps.

Optical System: Metalumen luminaires are designed to utilize leading edge LED technology combined with luminaire optimized reflectors and our custom diffusers, resulting in industry leading optical performance.

CRI: 90 for 3500k, 90 minimum for all CCTs in standard configurations.

Lumen Maintenance: Minimum 50,000h with TM-21 lumen maintenance of 85% @ 25°C ambient temperature (calculated based on IESNA LM-80-08 LED test data). L70: ≥ 60 000hrs.

Finish: Standard medical grade powder coat finish in white and antimicrobial white. Exceeds 4000 salt spray hours (ASTM B117). For custom medical finishes, contact factory.

Weight: 3 lb/ft

Mounting: Flanged - Mounting brackets provided.

Flangeless & Specialty Ceiling - Holes on extrusion for threaded rods (by others).

T-bar - Mounting brackets/clips provided. Suitable for 15/16" and 9/16" T-bars.

Drivers: Metalumen offers dimming* drivers as a standard on our entire LED product offering at 0-10V. Dimming range is 1%-100%. Power

factor is > 90%. Class 2 rating. Drivers are integral.

Approvals: All components are UL/CSA/QPS recognized or listed. RoHS compliant. This product is cULus listed.

Environment: Suitable for wet locations -22°F / -30°C start ambient temperature.

*Standard drivers compatible with passive/sinking dimmers. Please contact Metalumen if active/sourcing dimmer support is required.