


RAIL 1.5 S1

PENDANT . DIRECT



- Narrow 1.5 inch profile
- Integral driver
- 4', 8' and 12' lengths as well as continuous rows
- Continuous direct optics with no breaks



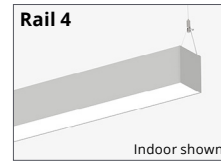
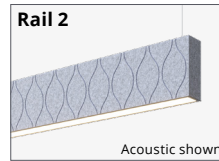
PART #:		DATE:	
PREP BY:		QTY:	
PROJECT:		NOTES:	
APPROVAL SIGNATURE:		DATE (DD/MM/YYYY):	

PERFORMANCE SUMMARY @ 3500K

		Meta Blanc (MB)
Light Level		75
Lumens per foot	80 CRI	766
	90 CRI	670
Wattage per foot		7.4
Efficacy (LPW)	80 CRI	103
	90 CRI	90.5
L70 Estimate (h)		≥ 60,000 hrs

See page 2 for the complete Light Level Performance chart.

OTHER RAIL PRODUCTS



ORDERING LOGIC

Example Part Number: S1-35K-12-MB-W-501-PA18-4-90

S1				MB								
1	2	3	4	5	6	7	8	9	10	11	12	13

1. SERIES S1 Direct	2. COLOR TEMP 30K 3000K 35K 3500K 40K 4000K 90 CRI is available under OPTIONS		3. LENGTH 2 2 ft 8 8 ft 3 3 ft 9 9 ft 4 4 ft 10 10 ft 5 5 ft 11 11 ft 6 6 ft 12 12 ft 7 7 ft RA Continuous Rows* Replace "A" with length in feet C Custom Length* _ None (leave space empty)		4. PATTERN ¹ GAxB Square GAxB Rectangle UAxBxC U-Shape LAxB L-Shape C Custom Pattern* _ None (leave space empty) Standard Patterns Minimum Lengths Square: A = 4 ft min. Rectangle: A = 4 ft min., B = 4 ft min. U-Shape: A = 3 ft min., B = 4 ft min., C = 3 ft min. L-Shape: A = 3 ft min., B = 3 ft min. Custom Patterns* Lengths and a drawing of custom pattern are required on page 4 T-Shape Cross / X Select corner: <input type="checkbox"/> Outside 90° <input type="checkbox"/> Inside 90°				5. OPTICS MB Meta Blanc Meta Blanc: Opal diffuse lens	6. FINISH SA Satin Aluminum W White B Black C Custom Finish Specify RAL:
7. LIGHT LEVEL / DRIVER 35 350 lm/f 50 500 lm/f 75 750 lm/f 100 1000 lm/f C Custom Range Specify lumens: (Total lumens between 350-1000 lm at 50 lm intervals)		8. CIRCUITRY 1 1 Circuit EM Emergency / Night Light B Emergency Battery Pack ²	9. MOUNTING PAA Pendant Aircraft Cable PTA Pendant Aircraft Cable for T-bar Replace "A" with length in inches selected below. Select Solid Stem Length, Canopy Finish & Power Cord Color on the next page.		10. VOLTAGE 3 347 V 4 UNV (120 - 277V)	11. SENSORS _ None (leave space empty)	12. CONTROLS	13. OPTIONS 90 90 CRI, High R9 _ None (leave space empty)		

*Consult factory. | ¹ Pattern record drawings showing mounting locations will be sent out upon order. | ² Battery operates 4ft sections only.

- Select Driver:
- FD** Factory option 0-10V, 1% Dimming
 - LHE** Lutron H-Series Hi-lume 1% EcoSystem LED Driver
 - L5E** Lutron 5-Series EcoSystem LED Driver

Select Aircraft Cable Length:

Total adjustment range is 6" up & down for each standard length. All other lengths are considered custom unless otherwise stated. **If no selection is made, 48" will be supplied.**

Select:	Imperial (in)	Metric (mm)	Select:	Imperial (in)	Metric (mm)	Select:	Imperial (in)	Metric (mm)
<input type="checkbox"/>	12	305	<input type="checkbox"/>	42	1067	<input type="checkbox"/>	96	2440
<input type="checkbox"/>	18	460	<input type="checkbox"/>	48	1220	<input type="checkbox"/>	120	3050
<input type="checkbox"/>	24	610	<input type="checkbox"/>	54	1372	<input type="checkbox"/>	144	3660
<input type="checkbox"/>	30	760	<input type="checkbox"/>	60	1525	<input type="checkbox"/>	Custom Length: _____	
<input type="checkbox"/>	36	915	<input type="checkbox"/>	72	1830			

Select Canopy Finish & Power Cord Color

Canopy	Power Cord
<input type="checkbox"/> White	<input type="checkbox"/> White
<input type="checkbox"/> Black	<input type="checkbox"/> Black
<input type="checkbox"/> Custom Finish	
RAL: _____	

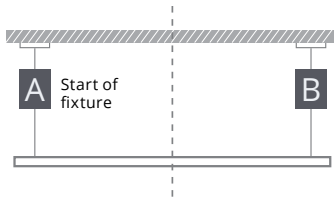
LIGHT LEVEL PERFORMANCE & PHOTOMETRIC DATA

3000K, 85 CRI, 0-10V Dimming (Standard)

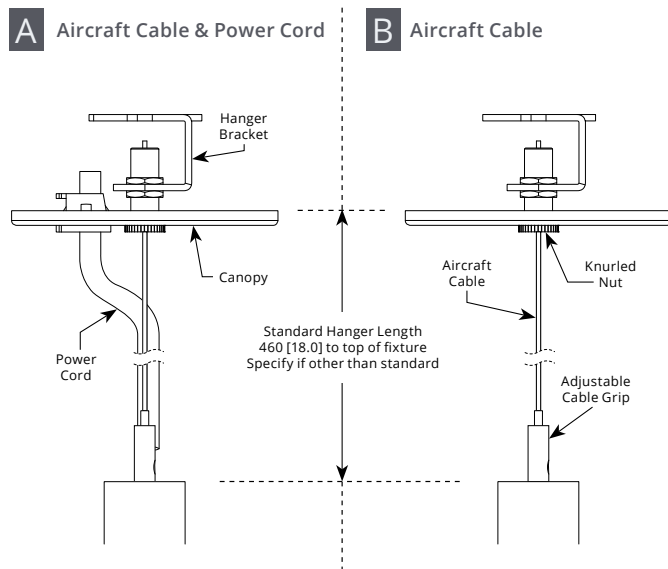
Light Level	Lumens per foot	Wattage per foot	Efficacy (LPW)	IES File	Distribution % (Down / Up)	Zonal Lumens (0-90 / 90-180)	Distribution Curve Light Level 75
35	364	3.4	107	S1-35K-4-MB-35	100 / 0	1455 / 0	
50	521	5.0	105	S1-35K-4-MB-50		2082 / 0	
75	766	7.4	103	S1-35K-4-MB-75		3063 / 0	
100	1022	10.3	99	S1-35K-4-MB-100		4089 / 0	

Metalumen's light level performance metrics are subject to manufacturers component tolerances. Photometric performance is measured and scaled in accordance with IESNA LM-79.

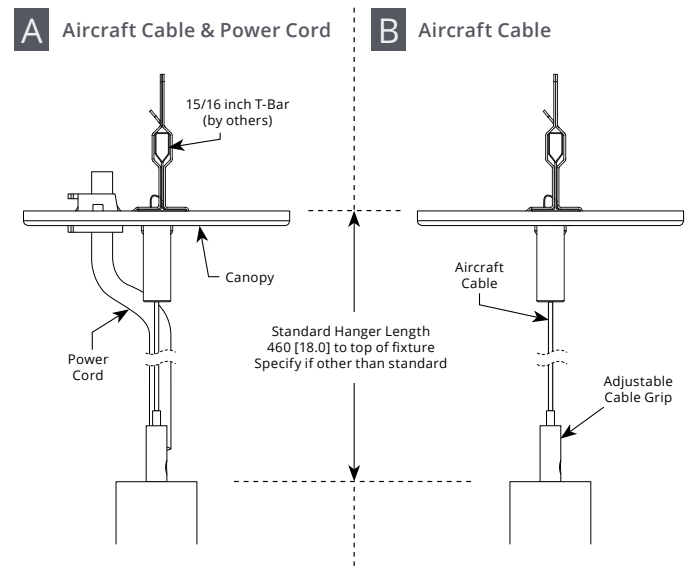
HANGER INFORMATION



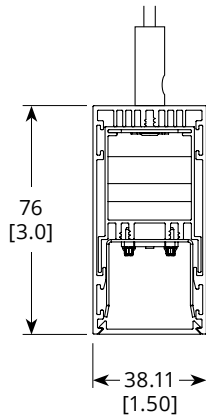
Pendant Aircraft Cable



Pendant Aircraft Cable for T-Bar



CROSS SECTIONS



SPECIFICATIONS

Due to the Continuous Improvement Policy at Metalumen, we reserve the right to change our specifications without notice.

Housing: Rigid extruded aluminum body, 2.0mm (0.08”) nominal wall thickness. Zinc alloy die-cast end caps.

Optical System: Metalumen luminaires are designed to utilize leading edge LED technology combined with luminaire optimized reflectors and our custom diffusers, resulting in industry leading optical performance.

CRI: 83 (3500K) (80 minimum)

Lumen Maintenance: Minimum 50,000h with TM-21 lumen maintenance of 85% @ 25°C ambient temperature (calculated based on IESNA LM-80-08 LED test data).

L70: ≥60,000hrs.

Finish: Satin Aluminum, white and black are standard options. For custom finish, contact factory.

Weight: 1.4 lb/ft or 0.6 kg/300mm.

Mounting: Pendant Aircraft cable

complete with a Quick-Grip field adjustable suspension system provides for quick and easy onsite alignment.

Electrical: Factory prewired with easy wire quick connect sections.

Drivers: Metalumen offers 0-10V dimming* as a standard on our entire LED product offering. Dimming range is 1%-100%. Power factor is > 90%. Class 2 rating. Drivers are integral.

Approvals: All components are UL/CSA/QPS recognized or listed. RoHS compliant. This product is cULus listed.

Environment: Suitable for dry or damp locations.

**Standard drivers compatible with passive/sinking dimmers. Please contact Metalumen if active/sourcing dimmer support is required.*

WIRING

Standard	Emergency / Night Light	Emergency Battery Pack
<ul style="list-style-type: none"> BLACK - LINE WHITE - NEUTRAL GREEN - GROUND RED - CAPPED/SW LEAD VIOLET - DIM(+) PINK - DIM(-) 	<ul style="list-style-type: none"> BLACK - LINE WHITE - NEUTRAL GREEN - GROUND RED - CAP OFF 	<ul style="list-style-type: none"> BLACK - LINE WHITE - NEUTRAL GREEN - GROUND RED - UNSWITCHED HOT

WARRANTY

Metalumen will warrant defective luminaires for 5 years from date of purchase. Warranty is valid if luminaire is installed and used according to specification. If defective, Metalumen will send replacement boards or drivers at no cost along with detailed replacement instructions and instructions on how to return defective components to Metalumen.